


**FG2200 Air2**

**FSTYLER**  
COLLECTION

# A4TECH FG2200 Air2 2.4G Wireless Combo Desktop User Guide

[Home](#) » [A4TECH](#) » A4TECH FG2200 Air2 2.4G Wireless Combo Desktop User Guide 



## Contents

- [1 A4TECH FG2200 Air2 2.4G Wireless Combo Desktop User Guide](#)
- [2 WHAT'S IN THE BOX](#)
- [3 KNOW YOUR KEYBOARD](#)
- [4 THE FLANK / BOTTOM](#)
- [5 SYSTEM SWAP](#)
- [6 WINDOWS/MAC OS KEYBOARD LAYOUT](#)
- [7 FN MULTIMEDIA KEY COMBINATION SWITCH](#)
- [8 DUAL-FUNCTION KEY](#)
- [9 KNOW YOUR MOUSE](#)
- [10 \[ Desk + Air \] DUAL FUNCTIONS](#)
- [11 LIFT IN AIR FUNCTION](#)
- [12 ANTI-SLEEP SETTING MODE](#)
- [13 CONNECTING 2.4G DEVICE](#)
- [14 TECH SPEC](#)
- [15 Q & A \(For Mouse\)](#)
- [16 WARNING STATEMENT](#)
- [17 Documents / Resources](#)
  - [17.1 References](#)
- [18 Related Posts](#)

**A4TECH FG2200 Air2 2.4G Wireless Combo Desktop User Guide**



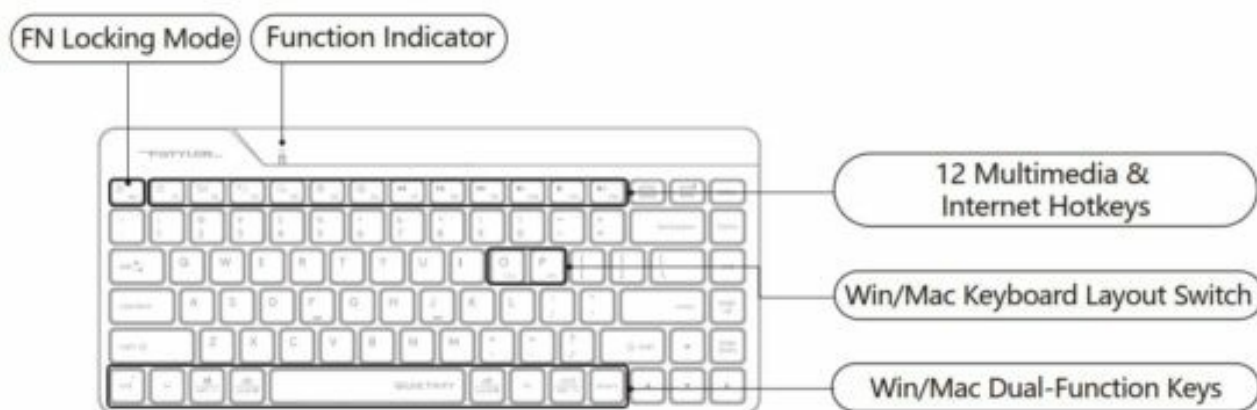
# FG2200 Air2

**FSTYLER**  
COLLECTION

## WHAT'S IN THE BOX

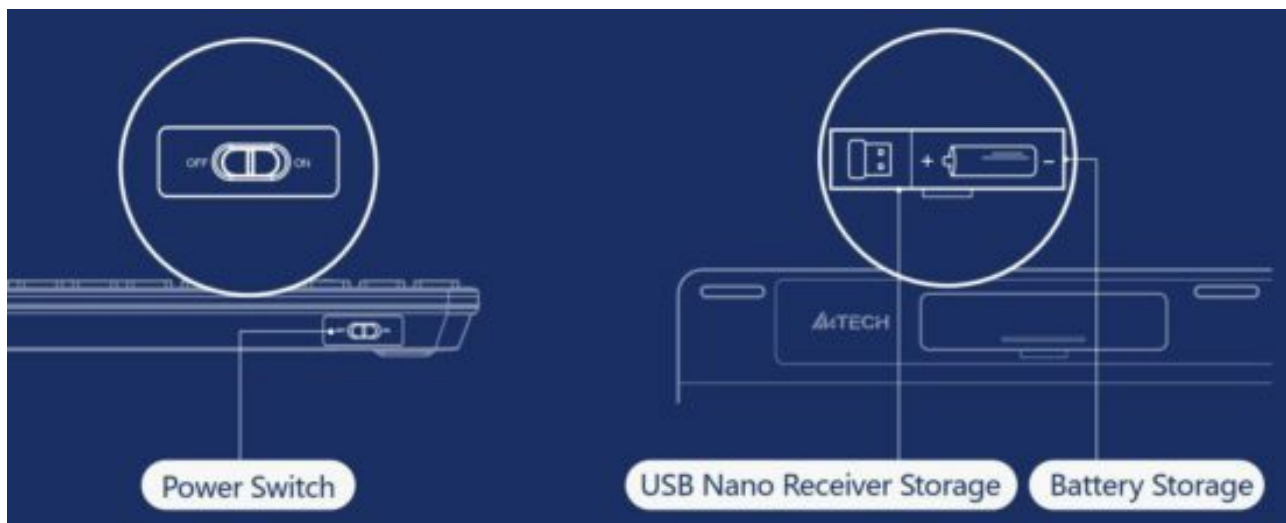


## KNOW YOUR KEYBOARD



Flashing Red light indicates when the battery is below 25%.

## THE FLANK / BOTTOM



## SYSTEM SWAP



## WINDOWS/MAC OS KEYBOARD LAYOUT

System	Shortcut [Long Press for 3S]	Indicator Light
Windows	 + 	 m/w Flashing Off
Mac OS	 + 	

Note: Windows is default system layout.

The device will remember the last keyboard layout, please switch as needed.

## FN MULTIMEDIA KEY COMBINATION SWITCH

FN Mode: You can lock & unlock Fn mode by short pressing FN + ESC by turn.

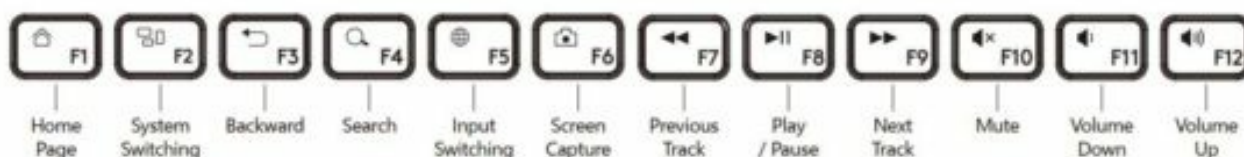


① Lock Fn Mode: No need to press FN key

② Unlock Fn Mode: FN + ESC



















※ After pairing, FN shortcut is locked in FN mode by default,

and the locking FN is memorized when switching and shutting down.

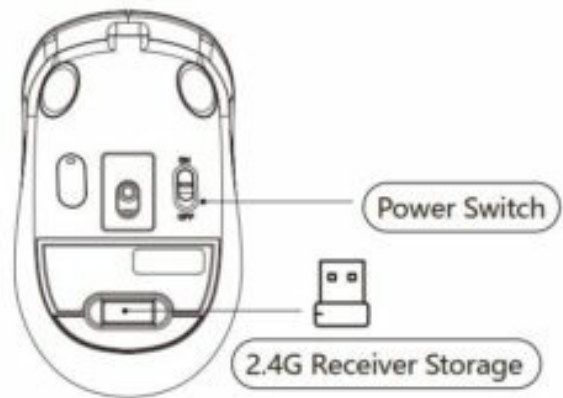
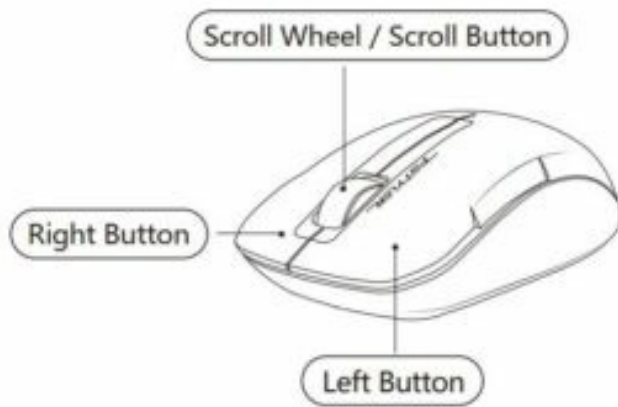


## DUAL-FUNCTION KEY

### Multi-System Layout

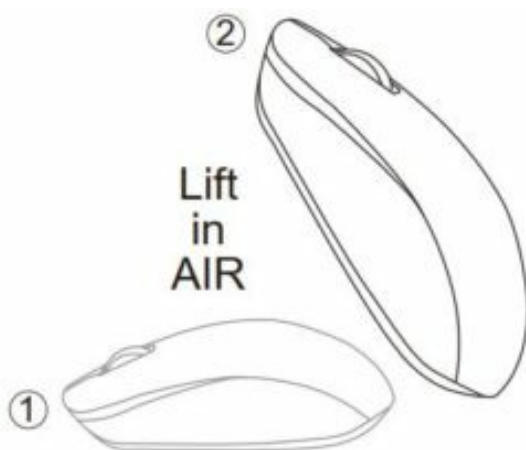
Shortcuts	win (Windows)	mac (Mac OS)
 +  / 	<b>Switching Steps:</b> ① Choose Mac layout by pressing Fn+O. ② Choose Windows layout by pressing Fn+P.	
 	Ctrl	Control ^
 	Start 	Option 
 	Alt	Command 
 	Alt (Right)	Command 
 	Ctrl (Right)	Option 

## KNOW YOUR MOUSE



### [ Desk + Air ] DUAL FUNCTIONS

The innovative Air Mouse Function provides dual [Desk+Air] usage modes, turn your mouse into a multimedia controller by simply lift it in the air. No software installation required.

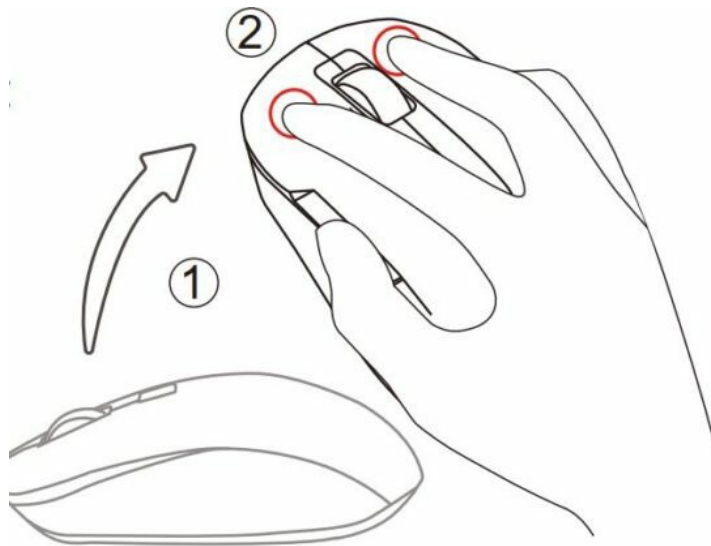


- ① **On the Desk**  
Standard Mouse Performance
- ② **Lift in Air**  
Media Player Controller

### LIFT IN AIR FUNCTION

To activate the Air Function, please follow the steps:

1. Lift the mouse in the air.
2. Hold both left and right buttons for 5s.



So now you can operate the mouse in the air and turn it into a multimedia controller with the below functions.

Left Button: Anti-Sleep Setting Mode (Long Press 3S)

Right Button: Play / Pause

Scroll Wheel: Volume Up / Down

Scroll Button: Mute

DPI Button: Open Media Player

## ANTI-SLEEP SETTING MODE

To prevent your PC from entering the sleep-mode setting while you are away from your desk, simply turn on our new Anti-Sleep Setting Mode for PC.

It will automatically simulate the mouse cursor movement once you turn it on.

To turn on/off the Anti-Sleep Setting Mode for PC, please follow the steps:

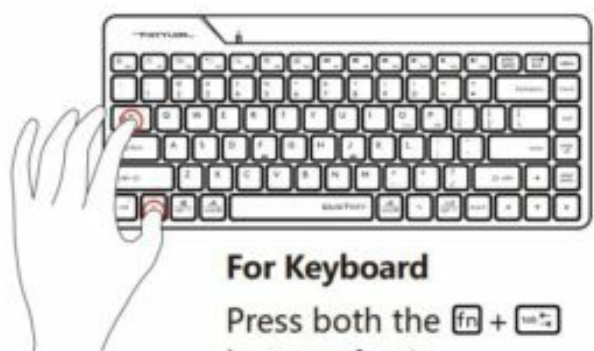


### For Mouse

① Lift the mouse in the air.

② Hold the left button for 3s.

Note: Make sure the mouse has turned on the Air Function.

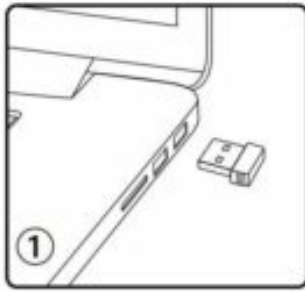


### For Keyboard

Press both the **fn** + **fn** buttons for 1s.

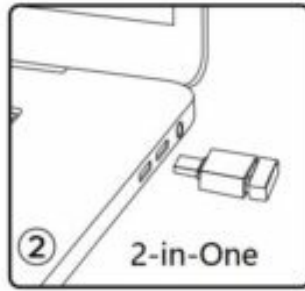
## CONNECTING 2.4G DEVICE





①

① Plug the receiver into the computer's USB port.



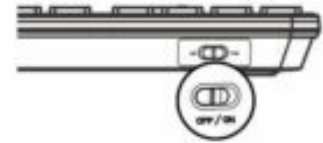
②

② Use the Type-C adaptor to connect the receiver with the computer's Type-C port.



②

Turn the mouse & keyboard power switch on.



## TECH SPEC



Sensor: Optical  
Style: Symmetric  
Report Rate: 125 Hz  
Resolution: 1200 DPI  
Buttons No.: 3  
Size: 108 x 64 x 35 mm  
Weight: 85 g (w/ battery)



Keycap: Chocolate Style  
Keyboard Layout: Win / Mac  
Character: Laser Engraving  
Report Rate: 125 Hz  
Size: 313 x 138 x 26 mm  
Weight: 344 g (w/ battery)



Connection: 2.4G Hz  
Operation Range: 10~15 m  
System: Windows 7/8/8.1/10/11

## Q & A (For Mouse)

**Question: Do I need to install software for the Desk+Air mouse function?**

Answer

Just lift the mouse in the air, and hold both left and right buttons for 5s to enable the “Lift in Air” function, to turn it into a multimedia controller.

**Question: Is the air function fully compatible with all multimedia platforms?**

Answer

The mouse air function is created according to the Microsoft operation instructions. Except for the volume control function, the other multimedia functions might be limited use by some system

platforms or third-party software support.

**Question: How to switch layout under different system?**

Answer: You can switch layout by pressing Fn + P / O under Windows / Mac.

**Question: Does the layout can be remembered?**

Answer: The layout you used last time will be remembered.

**Question: Why can't the function lights in Mac system prompt?**

Answer: Because Mac system does not have this function.

**WARNING STATEMENT**

The following actions may damage the product.

1. To disassemble, bump, crush, or throw into fire is forbidden for the battery.
2. Do not expose under the strong sunlight or high temperature.
3. The discard of battery should obey to the local law, if possible please recycle it.  
Do not dispose it as household garbage, because it may cause an explosion.
4. Do not continue to use if severe swelling occurs.
5. Please do not charge the battery.



[www.a4tech.com](http://www.a4tech.com)

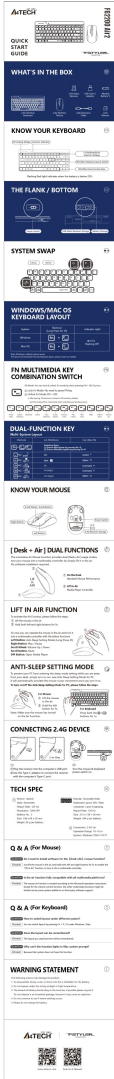


Scan for E-Manual

**Read More About This Manual & Download PDF:**

**Documents / Resources**





[A4TECH FG2200 Air2 2.4G Wireless Combo Desktop](#) [pdf] User Guide  
FG2200 Air2 2.4G Wireless Combo Desktop, FG2200 Air2, 2.4G Wireless Combo Desktop, Wireless Combo Desktop, Combo Desktop, Desktop

## References

- [User Manual](#)

[Manuals+](#), [Privacy Policy](#)

This website is an independent publication and is neither affiliated with nor endorsed by any of the trademark owners. The "Bluetooth®" word mark and logos are registered trademarks owned by Bluetooth SIG, Inc. The "Wi-Fi®" word mark and logos are registered trademarks owned by the Wi-Fi Alliance. Any use of these marks on this website does not imply any affiliation with or endorsement.