

Contents [[hide](#)]

- [1 A2Z RTBlueR Bluetooth Adapter](#)
- [2 Product Information](#)
- [3 Product Usage Instructions](#)
- [4 INSTALLATION INSTRUCTION](#)
- [5 Frequently Asked Questions](#)
- [6 Documents / Resources](#)
 - [6.1 References](#)



A2Z RTBlueR Bluetooth Adapter



Product Information

Specifications:

- **Compatibility:** Windows 11/10/8.1
- **Driver Size:** 73.8MB
- **Driver Version:** RTBlueR_Windows_1051.1038.1040.0301.2023_F027_L

Product Usage Instructions

Plug and Play Installation:

For Windows 11/10/8.1 systems, follow these steps:

1. If there is an issue, download and install the driver manually.
2. Check if automatic updates for Windows are enabled.
 1. Go to computer Settings.
 2. Click on Update & Security.
 3. Click Resume Update and then plug in the Bluetooth adapter again.

Driver Installation:

If your PC lacks a Bluetooth driver or faces issues with the driver on Windows 11/10/8.1 or if it runs on Windows 7:

1. Download the driver from the website <https://bit.ly/4bEHqGb>.
2. Extract the downloaded zip file.
3. Locate and click on the file named RTBlueR_Windows_1051.1038.1040.0301.2023_F027_L to install the driver.

Disabling Existing Bluetooth Devices:

Prior to using the adapter, disable all existing Bluetooth devices (both built-in and external) from the PC Device Manager on Windows.

Notes: If you require assistance with disabling devices, please contact us via email at amzvip2020@hotmail.com.

INSTALLATION INSTRUCTION

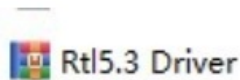
Plug and Play for Windows 11/10/8.1 system:

1. But if any issue, you also download and install the driver manually.
2. Or check if the automatic update of Windows system is enabled.
 1. Go into computer "Settings".
 2. Click on "Update & Security".
 3. Click "Resume Update" and then plug the Bluetooth adapter again.

If your PC has no Bluetooth driver or there is the issue for the Bluetooth driver on Windows 11/10/8.1 or your PC is Windows 7 OS system.

Please download & install the driver as the below information:

1. Download the driver from the website <https://bit.ly/4bEHqGb> get the zip file <Rtl5.3 Driver> about 73.8M.



TIPS:

This website is absolutely safe and reliable, please download the driver with confidence.

2. Extract the download zip file <Rtl5.3 Driver> and unzip the file and get the file.



TIPS:

Please note to must extract the file to install it correctly.

3. Please go into the file < RTBlueR_Windows_1051.1038.1040.0301.2023_F027_L> and find the <Setup> to click it to install the driver directly.


0x0408	2022/1/24 15:49	配置设置	27 KB
0x0409	2022/1/24 15:49	配置设置	22 KB
0x0410	2022/1/24 15:49	配置设置	25 KB
0x0411	2022/1/24 15:49	配置设置	15 KB
0x0412	2022/1/24 15:49	配置设置	14 KB
0x0413	2022/1/24 15:49	配置设置	25 KB
0x0414	2022/1/24 15:49	配置设置	24 KB
0x0415	2022/1/24 15:49	配置设置	24 KB
0x0416	2022/1/24 15:49	配置设置	24 KB
0x0418	2022/1/24 15:49	配置设置	25 KB
0x0419	2022/1/24 15:49	配置设置	23 KB
0x0421	2022/1/24 15:49	配置设置	25 KB
0x0424	2022/1/24 15:49	配置设置	24 KB
0x0804	2022/1/24 15:49	配置设置	11 KB
0x0816	2022/1/24 15:49	配置设置	25 KB
BTIsConfig	2022/1/24 15:49	配置设置	5 KB
data1	2023/3/1 14:58	CAB 文件	7,177 KB
data1.hdr	2023/3/1 14:58	HDR 文件	106 KB
data2	2023/3/1 14:58	CAB 文件	61,444 KB
Install	2022/1/24 15:51	Windows 批处理...	1 KB
IsConfig	2023/3/1 16:07	配置设置	3 KB
ISLangUni	2022/1/24 15:51	配置设置	137 KB
ISSetup.dll	2022/1/24 15:51	应用程序扩展	774 KB
layout.bin	2023/3/1 14:58	BIN 文件	2 KB
setup	2023/3/1 17:21	应用程序	1,169 KB
setup	2023/3/1 14:58	配置设置	3 KB
setup.inx	2023/3/1 14:58	INX 文件	343 KB
setup.iss	2022/1/24 15:51	ISS 文件	1 KB
UnInstall	2022/1/24 15:51	Windows 批处理...	1 KB
Uninstall.iss	2022/1/24 15:51	ISS 文件	1 KB

Please click this to install the driver


- Before you start using this adapter, disable all existing Bluetooth devices (Both Built-in and the external) from the PC "Device Manager" on Windows as the below steps:

How to Disable the PC's Built-in Bluetooth Device?

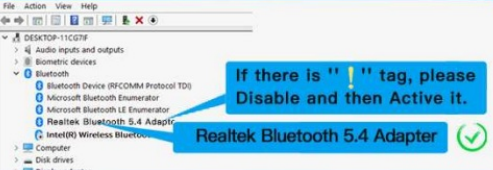
Step1: Right Click "This PC" or Press "Win+X">"Manage">"Device Manager"



Step2: Right Click "Intel(R) Wireless Bluetooth"(Your PC's built-in Bluetooth device)>"Disable"



Step3: Please replug the Adapter




Step4: Warm Tips:

Current supports OS including Windows 11/10/8.1/7 or Some Linux OS

Warm Tips:

- *Doesn't work with any Mac OS, Windows 8/XP/Vista.
- *Doesn't work with any TV and game console kit or Car Stereo.
- *Doesn't work with ordinary 2.4Ghz Non-Bluetooth Keyboard and mouse.



5. Notes:

If don't know how to disable or what device that should be disabled, please feel free to contact us anytime via Mail-Box: amzvip2020@hotmail.com

Frequently Asked Questions


Q: Can this adapter work with Mac OS?

A: No, this adapter is specifically designed for Windows 11/10/8.1 systems.

Q: How can I confirm if the driver installation was successful?

A: You can check the Device Manager on your PC to see if the Bluetooth adapter is listed without any error indicators.

Documents / Resources

	A2Z RTBlueR Bluetooth Adapter [pdf] User Guide RTBlueR Bluetooth Adapter, RTBlueR, Bluetooth Adapter, Adapter
---	--

References

- [User Manual](#)

 A2Z  A2Z, Adapter, Bluetooth Adapter, RTBlueR, RTBlueR Bluetooth Adapter

Leave a comment

Your email address will not be published. Required fields are marked *

Comment *

Name

Email

Website

☐ Save my name, email, and website in this browser for the next time I comment.

Post Comment

Search:

e.g. whirlpool wrf535swhz

Search

[Manuals+](#) | [Upload](#) | [Deep Search](#) | [Privacy Policy](#) | [@manuals.plus](#) | [YouTube](#)

This website is an independent publication and is neither affiliated with nor endorsed by any of the trademark owners. The "Bluetooth®" word mark and logos are registered trademarks owned by Bluetooth SIG, Inc. The "Wi-Fi®" word mark and logos are registered trademarks owned by the Wi-Fi Alliance. Any use of these marks on this website does not imply any affiliation with or endorsement.