




ub M05 Eupho E2 Plus Speaker User Guide

[Home](#) » [ub](#) » ub M05 Eupho E2 Plus Speaker User Guide 



**M05 Eupho E2 Plus Speaker
User Guide
UB+ EU PHO E2+ QUICK START GUIDE
MODEL: M05**



Contents

[1 CONGRATULATIONS](#)

[2 CONTROLSBASIC FUNCTIONS](#)

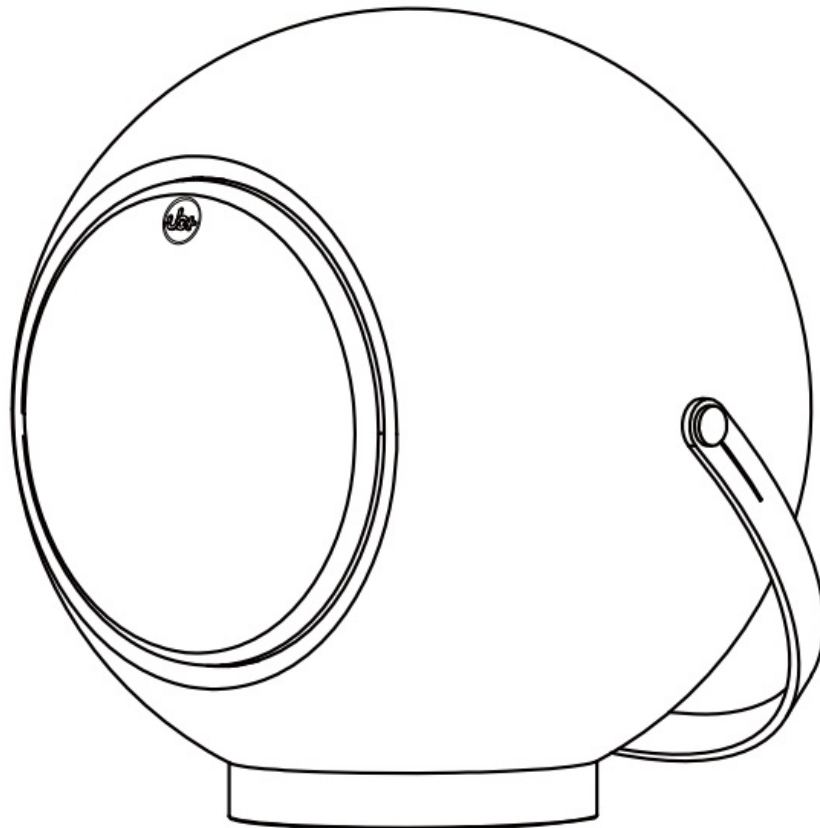
[3 ASSEMBLE WHAT'S IN THE BOX](#)

[4 PORTSIMPORTANT SAFETY
INSTRUCTIONS](#)

[5 Documents / Resources](#)

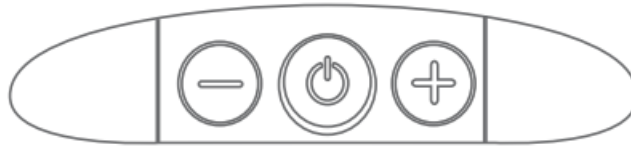
[6 Related Posts](#)

CONGRATULATIONS




You are now the proud owner of a UB+ EUPHO E2+ Speaker that incorporates the best elements of traditional speaker design and the latest audio technology, to create a large size speaker, that is suited for wireless devices in this age of mobility.

CONTROLS



 X1	Power on / standby
 5s	Full shutdown




 3s	Bluetooth pairing mode
--	------------------------



 X1	Volume down
--	-------------



 X1	Volume up
--	-----------




 3s	TWS pairing mode
--	------------------


*only when speaker is switched on

BASIC FUNCTIONS




SWITCHING ON AND OFF

Press the Power button  to turn the speaker on. Press and hold the Power button 5sec to turn the speaker off.

BLUETOOTH PAIRING WITH DEVICE

Press and hold the Power button  for the speaker to enter into Bluetooth pairing mode. There will be “pairing” audio feedback from the speaker and it will sound out an indicative tone when it is paired.

STANDBY

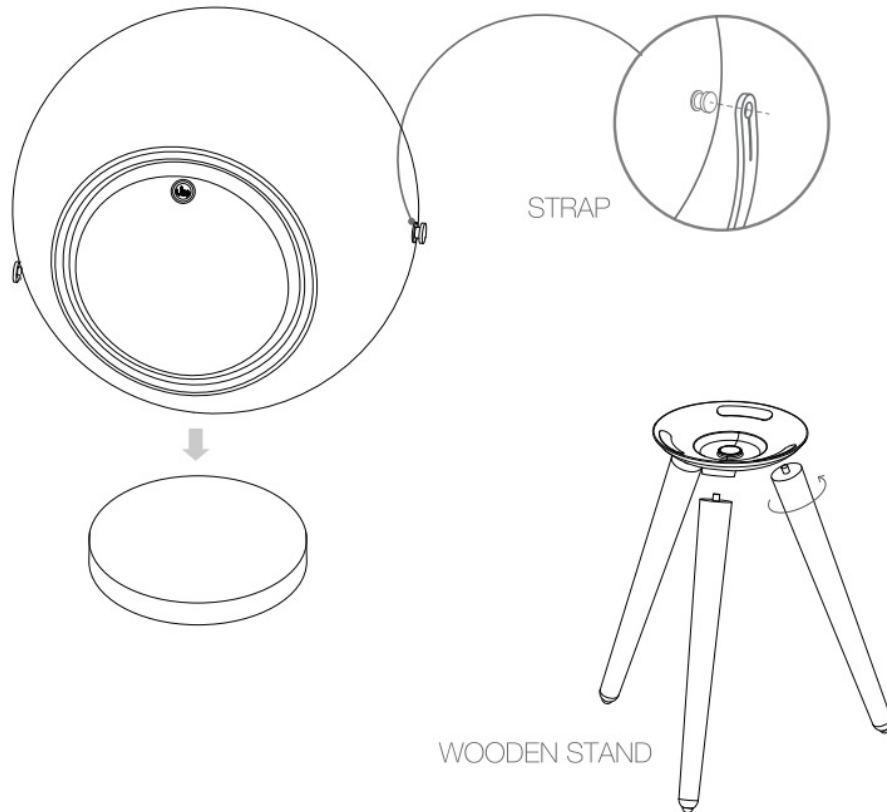
Press the  buttons to put the speaker in standby mode Press the  button to exit standby mode Press  again to reconnect the last used Bluetooth device(s).

TRUE WIRELESS STEREO (TWS) PAIRING BETWEEN TWO EUPHO E2+ SPEAKERS

Only if you have two UB+ EUPHO E2+ speakers

1. Press and hold both the Volume down button – and the Volume up button + together and the speaker will go into TWS pairing mode.
2. The paired speakers would be paired automatically to each other if there are in proximity to each other.

ASSEMBLE



WHAT'S IN THE BOX

- UB+ EUPHO E2+ Speaker
- Quick start guide
- USB cable
- Tabletop base
- Leather strap
- Tripod wooden stand with base plate

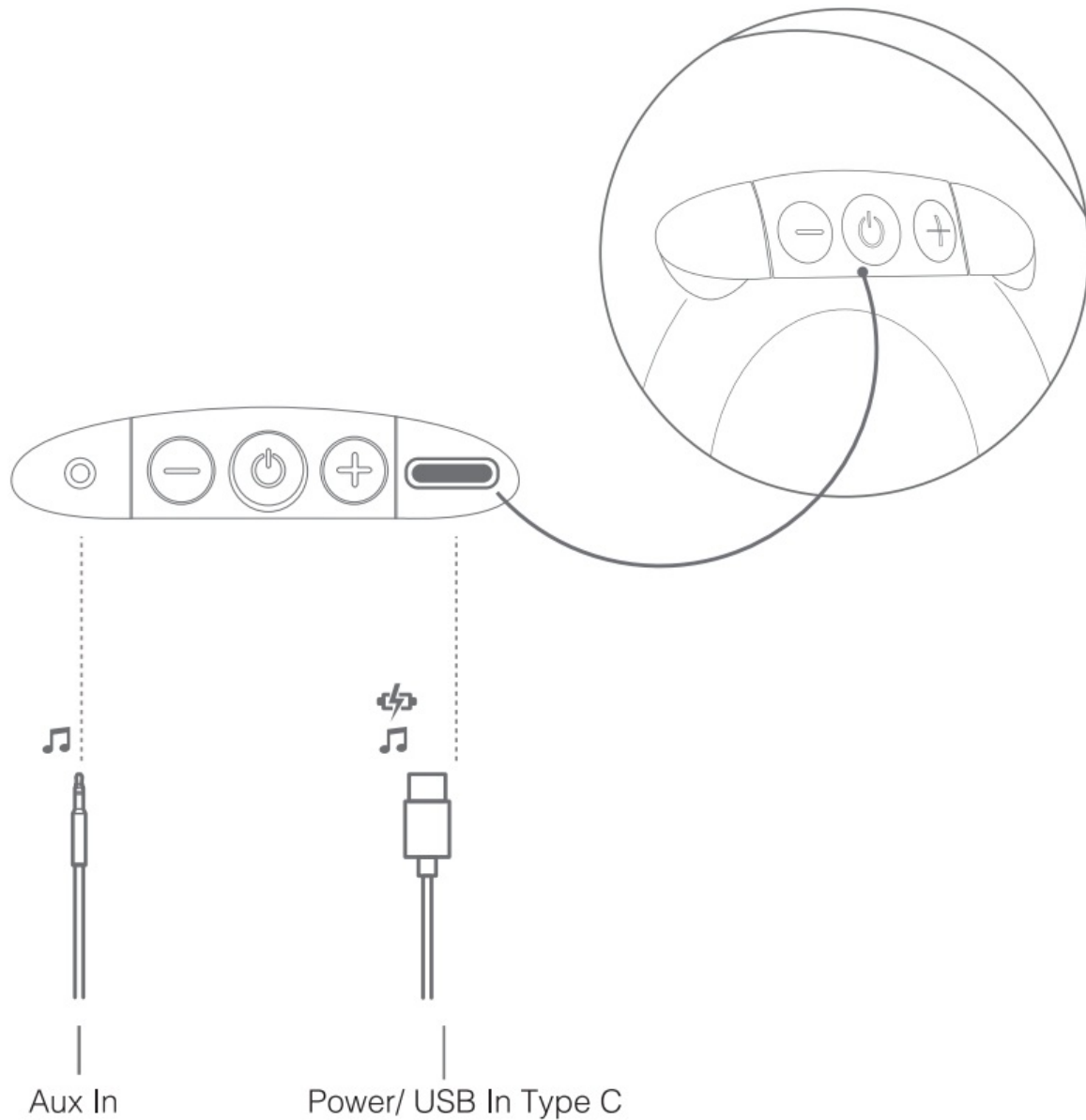
FEDERAL COMMUNICATIONS COMMISSION REGULATORY INFORMATION (FCC)

This device complies with Part 15 of the FCC Rules. Operation is subject to the following two conditions:

(1) this device may not cause harmful interference, and (2) this device must accept any interference received, including interference that may cause undesired operation.

NOTE: This equipment has been tested and found to comply with the limits for a Class B digital device, pursuant to part 15 of the FCC Rules. These limits are designed to provide reasonable protection against harmful interference in a residential installation. This equipment generates uses and can radiate radio frequency energy and, if not installed and used in accordance with the instructions, may cause harmful interference to radio communications. However, there is no guarantee that interference will not occur in a particular installation.

PORTS



IMPORTANT SAFETY INSTRUCTIONS

1. The product (including relevant accessories), DO NOT expose to direct sunlight over a long period of time.
2. Operating temperature between 0-50°C.
3. Install the product according to the instruction against hazards to your body due to falling over.
4. Pay attention to the cables between equipment against stumble hazards.
5. The product is not a toy, please keep it away from Kids.
6. Use only the standard USB ports certified according to 1E030950- as a Limited power source.
7. Product with Lithium batteries, please keep far away excessive heat such as direct sunshine, fire, heatsink or the like.
8. No user replaces parts inside the product.
9. Don't open the enclosure in case of an electric shock hazard.
10. Don't use wet hands to handle the product.
11. Clean the product with a soft, dry cloth only.
12. Unplug the DC power if smoke, or abnormal sound, abnormal smell, excessive heat or fire occurs.
13. In the case of an abnormal phenomenon, please inform your local importer or local after-sales service office.
14. Once the product is out of service, please handle the waste according to the local regulations.

Additional Warning for Battery (pack)

1. Lithium-ion batteries used in the product may expose you to explosion hazards if misused.
2. Batteries shall not be exposed to excessive heat or fire in case of an explosion.
3. Don't handle leaking or damaged batteries.
4. Dispose of used batteries according to local regulations correctly.



In order to avoid hearing damage possible, do not listen to a high noise level for a long time

WARRANTY

This appliance is guaranteed for 24 months from the date of purchase. In the event of a breakdown, contact your dealer. Proof of purchase will be required for any service requested during the warranty period. This warranty will not apply in the event of failure caused by an accident or similar incident or damage, liquid ingress, negligence, misuse, lack of maintenance, or any other circumstances on the part of the user.

If this equipment does cause harmful interference to radio or television reception, which can be determined by turning the equipment off and on, the user is encouraged to try to correct the interference by one or more of the following measures:

- Reorient or relocate the receiving antenna.
- Increase the separation between the equipment and receiver.
- Connect the equipment into an outlet on a circuit different from that to which the receiver is connected.
- Consult the dealer or an experienced radio/TV technician for help.

Changes or modifications not expressly approved by the party responsible for compliance could void the user's authority to operate the equipment.



UE1* hereby declares that this product is in compliance with the essential requirements and other relevant provisions of Directive 2014/53/EU and all other EU directive requirements. The complete declaration of conformity can be found at: www.ub-pliss.com compliance Frequency band of operation is 2400 to 2480 MHz

Please contact us if you have any comments or questions. www.ub-plus.fr

Scan me!



<https://ub-plus.fr/>

To give your opinion on your UB + EUPHO E2+ Speaker
Imported by Ordissimo 33 avenue
Leon Gambetta, 92120 Montrouge, FRANCE



Do not throw on the public highway
Printed in china



UB+ EU PHO E2+ QUICK START GUIDE
MODEL: M05




CONTROLS



Press  3s to activate
bluetooth pairing



 X1	Power on / off
 5s	Full shutdown

 3s	Bluetooth pairing mode
--	------------------------

 X1	Volume down
--	-------------

 X1	Volume up
---	-----------



  3s	TWS pairing mode
  1s	Toggle between TWS modes (L/R. R/L)

*only when speaker is switched on

LIGHT



 X2	Light on / off
--	----------------

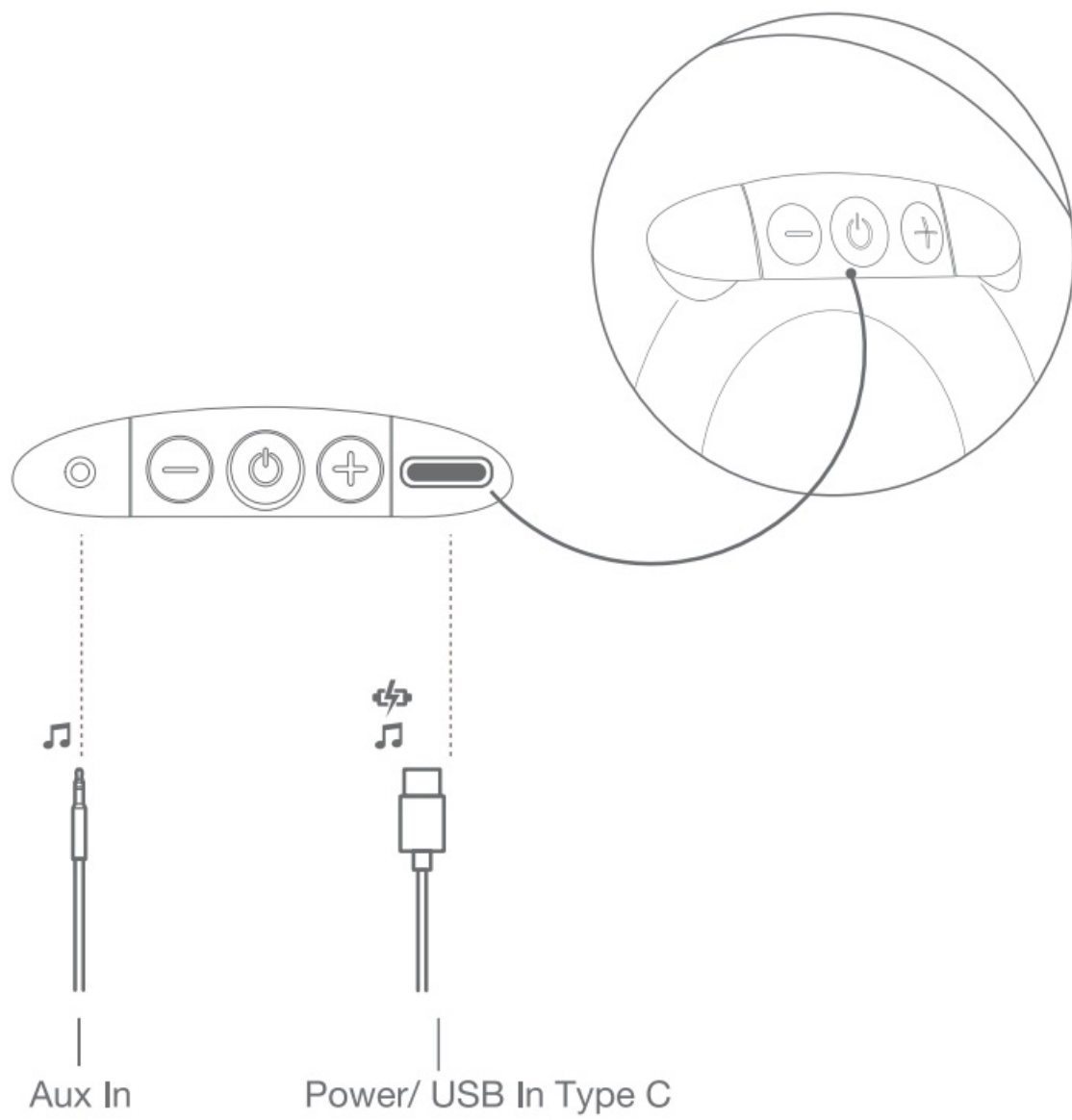


 X1	Mode change
--	-------------

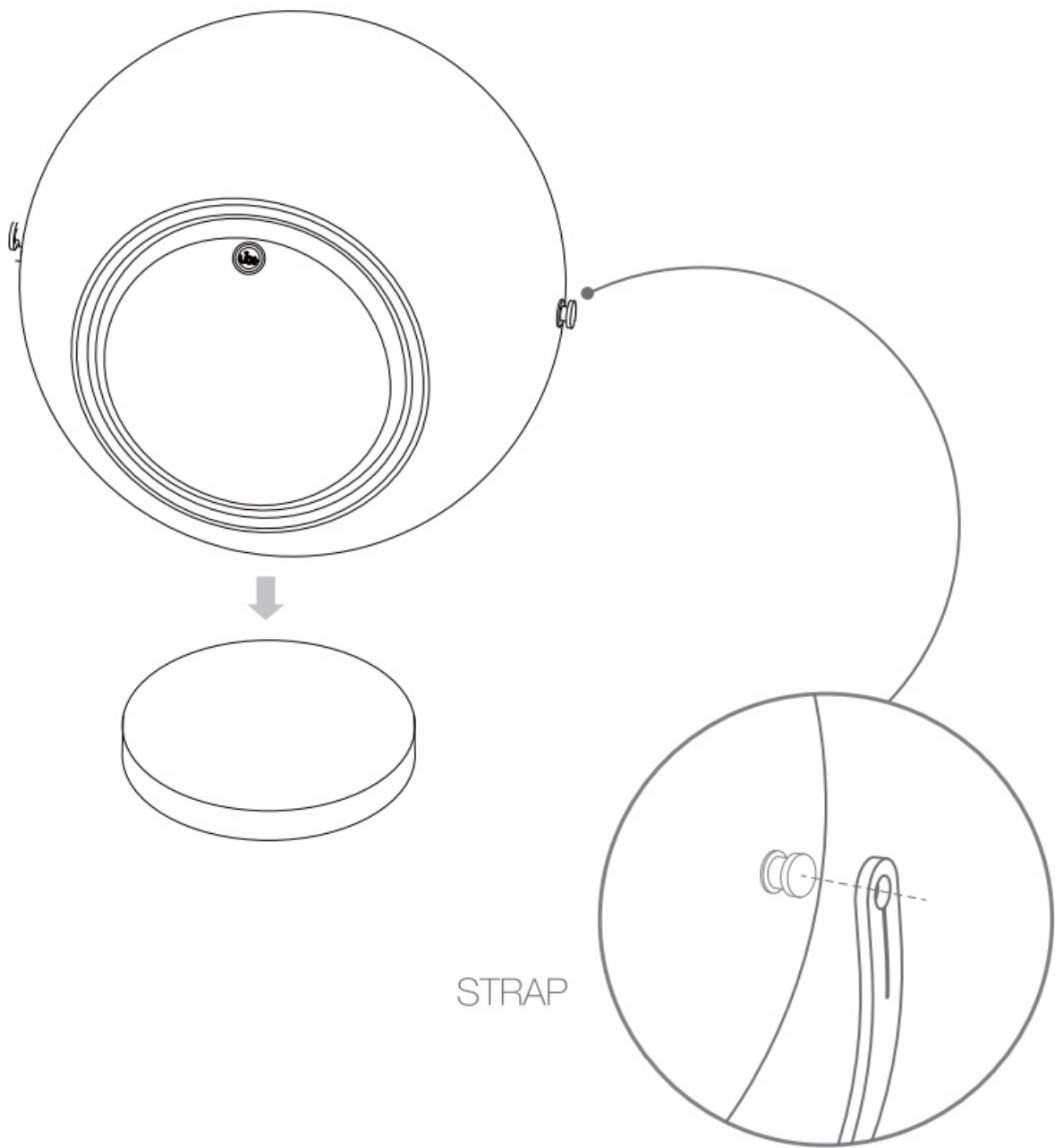


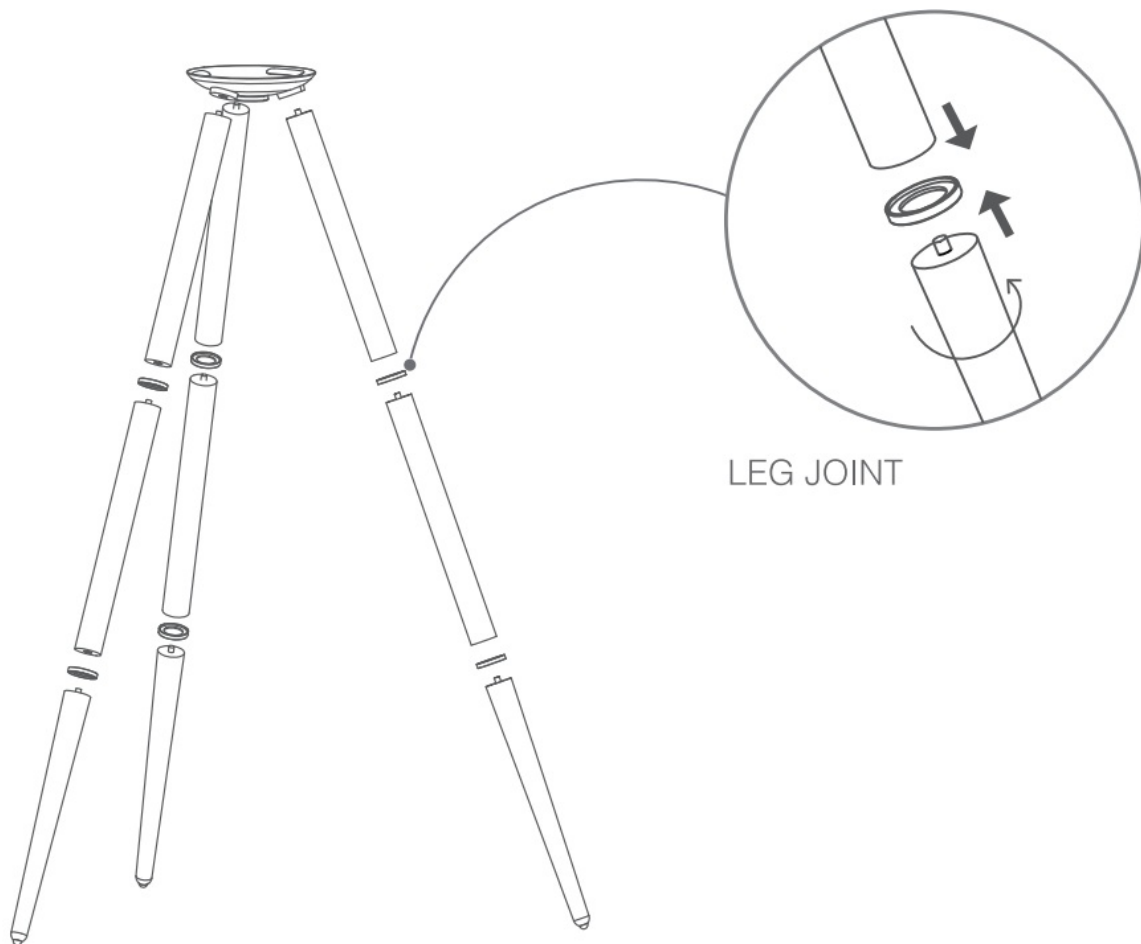
 X1	Brightness control
--	--------------------

PORTS

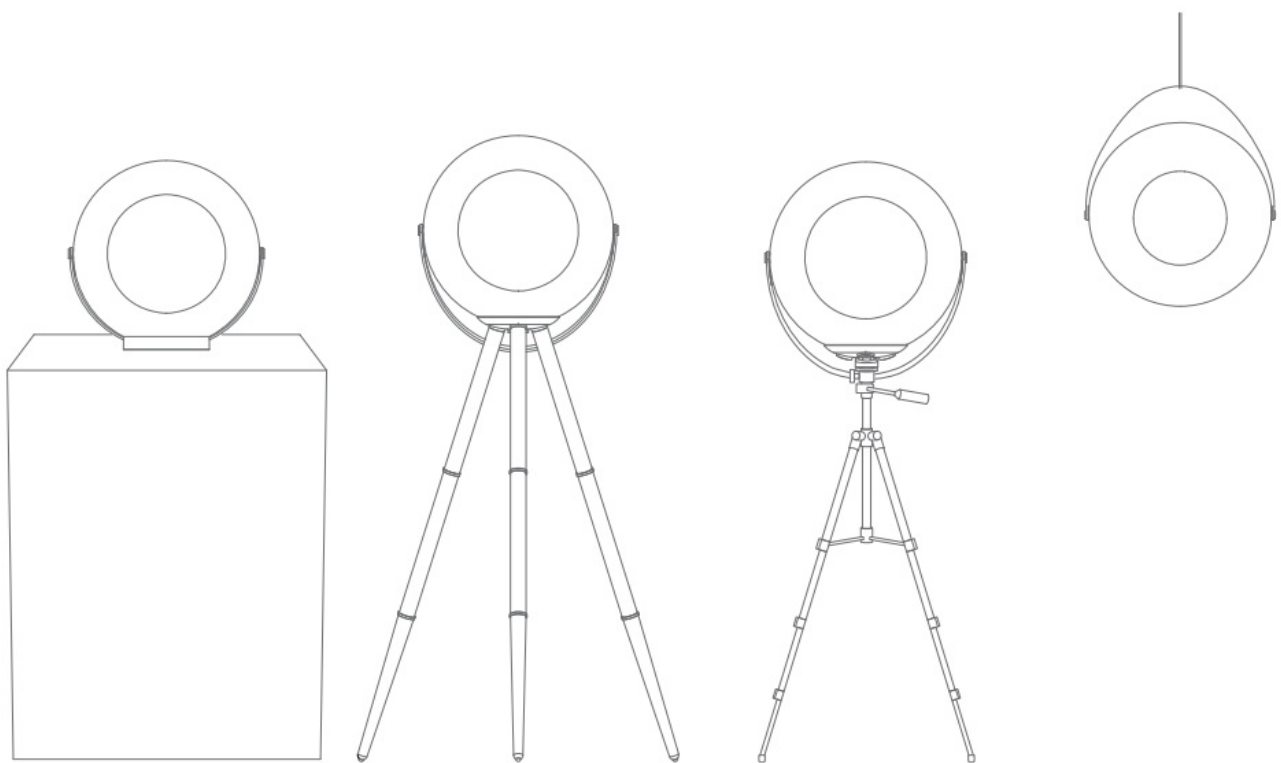


ASSEMBLY





POSITIONS



With tabletop
base

With freestanding
base, attached to
wooden legs

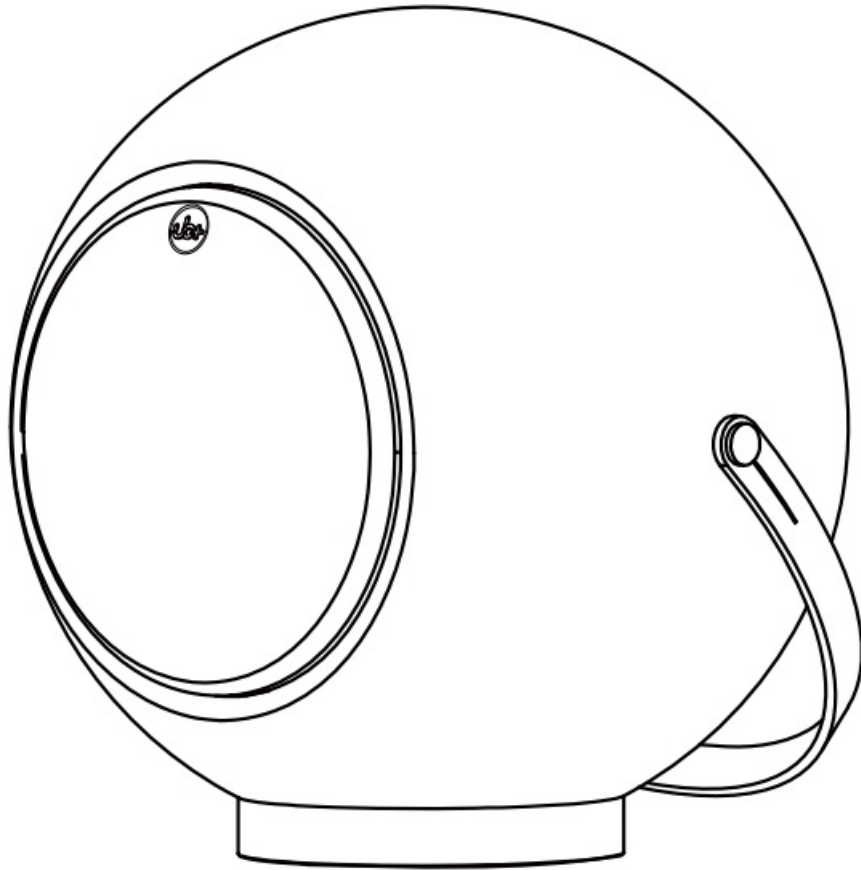
With freestanding
base, attached to
camera tripod

Hung up by the
strap

CONGRATULATIONS

You are now the proud owner of a U8+ EUPHO Elite Speaker. It incorporates the best elements of traditional

speaker design and the latest audio technology, to create a large size speaker, that is suited for wireless devices in this age of mobility.



This quick guide is meant to be a simple introduction to the usage of the speaker. The full manual can be downloaded from the UB+ website ub-plus.com or by scanning the QR code below.

IMPORTANT SAFETY INSTRUCTIONS

1. The product (including relevant accessories), DO NOT expose to direct sunlight over a long period of time. suggest for indoor use, dry location.
2. Operating temperature! Battery charging -45°C, Playing 0-50°C
3. Install the product according to the instruction against hazards to your body due to fall over.
4. Pay attention to the cables between equipment against stumble hazards.
5. The product is not a toy, please keep it away from Kids
6. Use only standard USB port certified according to IEC60950-1 as LPS or IEC62368-1 as PS2
7. Product with Lithium batteries, please keep far away excessive heat such as direct sunshine, fire, heatsink or the like.
8. No user replaces parts inside the product.
9. Don't open the enclosure in case of an electric shock hazard.
10. Don't use wet hands to handle the product.
10. Clean the product with a soft, dry cloth only.
11. Unplug the DC power if smoke, abnormal sound, abnormal smell, excessive heat or fire occur.
12. For any abnormal phenomenon, please inform your local importer or local after-sales service office.
13. Once the product is out of service, please handle the waste according to the local regulations.
14. To protect you and your property against damage due to the explosion of an internal battery don't throw the battery into fire, water or similar liquid.
15. The hanging up height shall not exceed 2m. The ceiling mount means shall withstand 4 times the weight of the

equipment.

Additional Warning for Battery (pack)

1. Lithium-ion batteries used in the product may expose fire or explosion hazards if misused.
2. Batteries shall not be exposed to excessive heat or fire in case of an explosion.
3. Don't handle leaking or damaged batteries.
4. Dispose of used batteries according to local regulations correctly.

WHAT'S IN THE BOX

- UB+ EUPHO Elite Speaker
- Quick start guide
- USB cable
- Tabletop base
- Leather strap
- Tripod wooden stand with base plate (sold separately)

FEDERAL COMMUNICATIONS COMMISSION REGULATORY INFORMATION (FCC)

This device complies with Part 15 of the FCC Rules. Operation is subject to the following two conditions:

(1) this device may not cause harmful interference, and (2) this device must accept any interference received, including interference that may cause undesired operation. NOTE: This equipment has been tested and found to comply with the limits for a Class B digital device, pursuant to part 15 of the FCC Rules. These limits are designed to provide reasonable protection against harmful interference in a residential installation. This equipment generates uses and can radiate radio frequency energy and, if not installed and used in accordance with the instructions, may cause harmful interference to radio communications. However, there is no guarantee that interference will not occur in a particular installation.

If this equipment does cause harmful interference to radio or television reception, which can be determined by turning the equipment off and on, the user is encouraged to try to correct the interference by one or more of the following measures:

- Reorient or relocate the receiving antenna.
- Increase the separation between the equipment and receiver.
- Connect the equipment into an outlet on a circuit different from that to which the receiver is connected.
- Consult the dealer or an experienced radio/TV technician for help.

Changes or modifications not expressly approved by the party responsible for compliance could void the user's authority to operate the equipment.



UB+ hereby declares that this product is in compliance with the essential requirements and other relevant provisions of Directive 2014/53/EU and all other EU directive requirements. The complete declaration of conformity can be found at: [www.ub-plus.com/ compliance](http://www.ub-plus.com/compliance) Frequency band of operation is 2400 to 2480 MHz

BASIC FUNCTIONS

SWITCHING ON AND OFF



Press the Power button to turn the speaker on. Press and hold the Power button to turn the speaker off.

BLUETOOTH PAIRING WITH DEVICE

Press and hold the Power button © for the speaker to enter into Bluetooth pairing mode. There will be sound feedback "pairing" from the speaker when the pairing is successful.

Note: The last paired device will be connected to the speaker automatically if it is available after EUPHO ELITE is

switched on. If Interference persists, reboot your devices and reconnect it again.

TRUE WIRELESS STEREO (TWS) PAIRING BETWEEN TWO EUPHONY ELITE SPEAKERS

1. Press and hold both the Volume down button – and the Volume up button + together and the speaker will go into TWS pairing mode.
2. The paired speakers would be paired automatically to each other if there are in proximity to each other.

Please contact us if you have any comments or questions. www.ub-plus.fr

Scan me!



http://ub-plus.com/images/Files/EUPHO_E3-User_Manual.pdf

To give your opinion on your UB + EUPHO E2+ Speaker



Imported by Ordissimo 33 avenue


Leon Gambetta, 92120 Montrouge, FRANCE



Do not throw on the public highway

Printed in china

Documents / Resources

	<p>ub M05 Eupho E2 Plus Speaker [pdf] User Guide M1K, 2AD2MM1K, M05, Eupho E2 Plus Speaker, M05 Eupho E2 Plus Speaker</p>
---	---