

TW Ring Size Finder



TW Ring Size Finder Instructions

[Home](#) » [TW](#) » TW Ring Size Finder Instructions 

Contents

- [1 TW Ring Size Finder](#)
- [2 Specifications](#)
- [3 Using a Ring](#)
- [4 Using String or Paper](#)
- [5 Printable Ring Sizer Finder](#)
- [6 FAQs](#)
- [7 Documents / Resources](#)
 - [7.1 References](#)
- [8 Related Posts](#)

TW

TW Ring Size Finder



Specifications

- Brand: Tamba Retail
- Product: Ring Size Finder
- Website: www.tambawildflower.com











Using a Ring

1. Place the ring that fits your intended finger on top of the circles.
2. Ensure the inside of the ring lines up with the outside of the circle.
3. If your result is between sizes, choose the larger size.

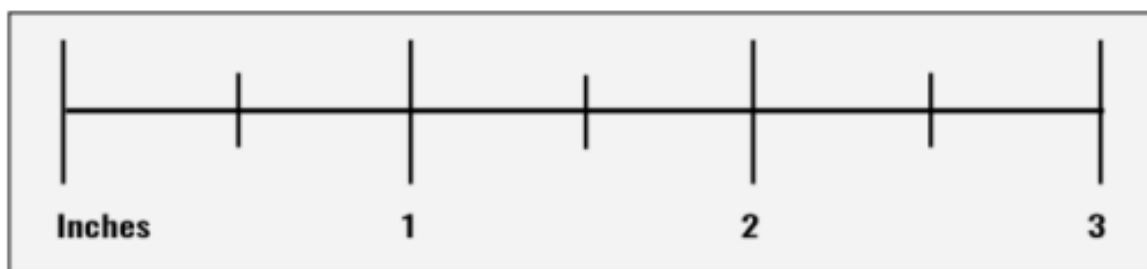


Using String or Paper

1. Get a string or a simple strip of paper (around 6 inches long).
2. Wrap the string or strip around the base of your finger.
3. Make a mark where the string overlaps.
4. Place the string or paper on the lines to determine your ring size.
5. If your result is between sizes, opt for the larger size.

Size 5 - 49.5 mm	
Size 6 - 51.5 mm	
Size 7 - 54.0 mm	
Size 8 - 56.6 mm	
Size 9 - 59.1 mm	
Size 10 - 61.6 mm	
Size 11 - 64.1 mm	
Size 12 - 66.6 mm	
Size 13 - 69.1 mm	
Size 14 - 72.6 mm	

Printable Ring Sizer Finder



1. Print the page at 100% scale to ensure accuracy.
2. Cut out the ring sizer finder along the dotted line.
3. Make a slot in the ring sizer finder by cutting along the dotted line.
4. Pass the tip of the pointer through the slot.



5. Place the ring sizer finder around your finger and adjust for comfort.

6. Your approximated ring size should be the number closest to the opening.

FAQs

Q: Can I use the ring size finder for all types of rings?

A: The ring size finder can be used for most types of rings, but it's recommended to use it specifically for standard band-style rings.


Q: What should I do if my ring size falls between two sizes?

A: In such cases, it's advisable to choose the larger size for a more comfortable fit.

Q: How often should I measure my ring size?

A: It's recommended to measure your ring size at least once a year as factors like weight change and temperature can affect finger size.

Documents / Resources



TW Ring Size Finder [pdf] Instructions
Ring Size Finder, Size Finder, Finder

References

- [TW Tamba Wildflower](#)
- [User Manual](#)

[Manuals+](#), [Privacy Policy](#)

This website is an independent publication and is neither affiliated with nor endorsed by any of the trademark owners. The "Bluetooth®" word mark and logos are registered trademarks owned by Bluetooth SIG, Inc. The "Wi-Fi®" word mark and logos are registered trademarks owned by the Wi-Fi Alliance. Any use of these marks on this website does not imply any affiliation with or endorsement.