



MW APC-16 series 16W Single Output Switching Power Supply Instruction Manual

[Home](#) » [MW](#) » MW APC-16 series 16W Single Output Switching Power Supply Instruction Manual 

Contents

- [1 MW APC-16 series 16W Single Output Switching Power Supply](#)
- [2 Features](#)
- [3 SPECIFICATION](#)
 - [3.1 Mechanical Specification](#)
- [4 Block Diagram](#)
- [5 Documents / Resources](#)
 - [5.1 References](#)
- [6 Related Posts](#)



MW APC-16 series 16W Single Output Switching Power Supply



Features

- Constant current mode design
- Universal AC input / Full range
- Protections: Short circuit/Over voltage
- Fully isolated plastic case
- Small and compact size
- Cooling by free air convection
- Class II power unit, no FG
- Class 2 power unit
- Pass LPS
- IP42 design
- Suitable for LED related fixture or appliance (such as LED Decoration or Advertisement devices)(Note.6)
- 100% full load burn-in test
- Low cost / High reliability
- 2 years warranty

GTIN CODE

MW Search: <https://www.meanwell.com/serviceGTIN.aspx>

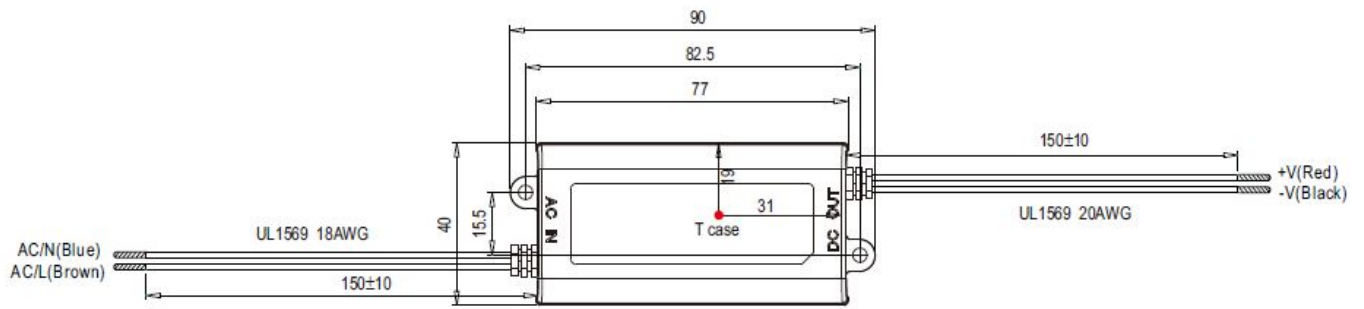
SPECIFICATION

MODEL		APC-16-350	APC-16-700
	RATED CURRENT	350mA	700mA
	DC VOLTAGE RANGE	12~48V	9~24V
	RATED POWER	16.8W	16.8W


OUTP UT	RIPPLE & NOISE (max.) Note.2	300mVp-p	250mVp-p
	VOLTAGE TOLER ANCE Note.3	±5.0%	
	CURRENT ACCU RACY	±8.0%	
	LINE REGULATI ON	±1.0%	
	LOAD REGULATI ON	±3.0%	
	SETUP, RISE TIM E	3000ms, 200ms / 230VAC 3000ms, 200ms / 115VAC at full load	
	HOLD UP TIME (Typ.)	20ms/230VAC 12ms/115VAC at full load	
INPU T	VOLTAGE RANG E Note.4	90 ~ 264VAC 127 ~ 370VDC	
	FREQUENCY RA NGE	47 ~ 63Hz	
	EFFICIENCY(Typ.)	84%	83%
	AC CURRENT	0.3A/230VAC;0.5A/115VAC	
	INRUSH CURRE NT(Typ.)	COLD START 45A(twidth=210µs measured at 50% Ipeak) at 230VAC	
	MAX. No. of PSU s on 16A CIRCUIT BREAKER	13 units (circuit breaker of type B) / 23 units (circuit breaker of type C) at 230VAC	
	LEAKAGE CURR ENT	0.25mA / 240VAC	
PROT ECTI ON	OVER VOLTAGE	50.4~ 60V	27.6~ 33.5V
		Protection type : Shut off o/p voltage, clamping by zener diode	
ENVI RON MENT	WORKING TEMP.	-30 ~ 70°C(Refer to “Derating Curve”)	
	WORKING HUMI DITY	20 ~ 90% RH non-condensing	
	STORAGE TEMP. , HUMIDITY	-40 ~ +80°C, 10 ~ 95% RH	
	TEMP. COEFFICI ENT	±0.2%/°C (0 ~ 50°C)	
	VIBRATION	10 ~ 500Hz, 2G 10min./1cycle, period for 60min. each along X, Y, Z axes	
	SAFETY STAND ARDS Note.7	UL8750,CSA C22.2 No.250.0-08, BIS IS15885, EAC TP TC 004,BS EN/EN 62368-1 approved	

SAFETY & EMC (Note 5)	WITHSTAND VOLTAGE	I/P-O/P:3.75KVAC
	ISOLATION RESISTANCE	I/P-O/P:>100M Ohms / 500VDC / 25°C/ 70% RH
	EMC EMISSION	Compliance to BS EN/EN55032,BS EN/EN61000-3-2,BS EN/EN61000-3-3, EAC TP TC 020
	EMC IMMUNITY	Compliance to BS EN/EN55035,BS EN/EN61000-4-2,3,4,5,6,8,11; light industry level(surge 2KV), EAC TP TC 020
OTHERS	MTBF	6411.4K hrs min. Telcordia SR-332 (Bellcore) ; 1092.9K hrs min. MIL-HDBK-217F (25°C)
	DIMENSION	77*40*29(L*W*H)
	PACKING	0.1Kg; 120pcs/14Kg/1.06CUFT
NOTE	<p>1. All parameters NOT specially mentioned are measured at 230VAC input, rated load and 25°C of ambient temperature.</p> <p>2. Ripple & noise are measured at 20MHz of bandwidth by using a 12" twisted pair-wire terminated with a 0.1uf & 47uf parallel capacitor.</p> <p>3. Tolerance : includes set up tolerance, line regulation and load regulation.</p> <p>4. Derating may be needed under low input voltage. Please check the static characteristic for more details. Please connect L line to the positive pole and N line to the negative pole under DC input.</p> <p>5. The power supply is considered as a component that will be operated in combination with final equipment. Since EMC performance will be affected by the complete installation, the final equipment manufacturers must re-qualify EMC Directive on the complete installation again.</p> <p>6. This product is not intended for LED lighting luminaire applications in the EU.(In the EU the LPF/NPF/XLG series are recommended.)</p> <p>7. The model certified for CCC(GB19510.14, GB19510.1, GB17743 and GB17625.1) is an optional model . Please contact MEAN WELL for details.</p> <p>8. The ambient temperature derating of 3.5°C/1000m with fanless models and of 5°C/1000m with fan models for operating altitude higher than 2000m(6500ft).</p> <p>9. For any application note and IP water proof function installation caution, please refer our user manual before using. https://www.meanwell.com/Upload/PDF/LED_EN.pdf</p> <p>※ Product Liability Disclaimer For detailed information, please refer to https://www.meanwell.com/serviceDisclaimer.aspx</p>	

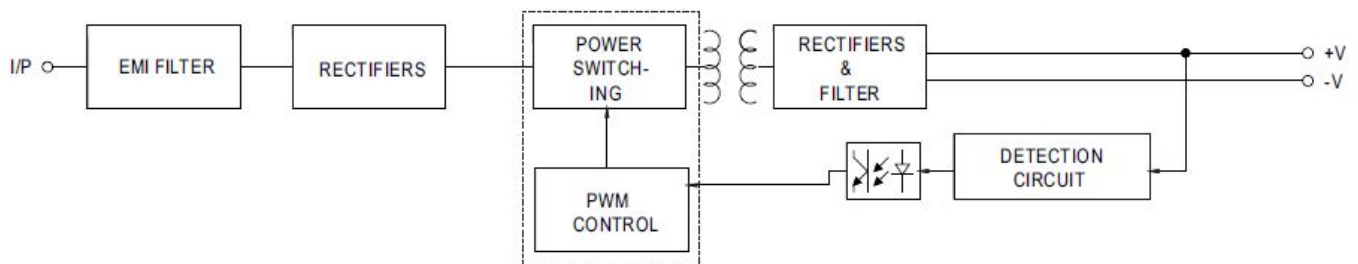
Mechanical Specification



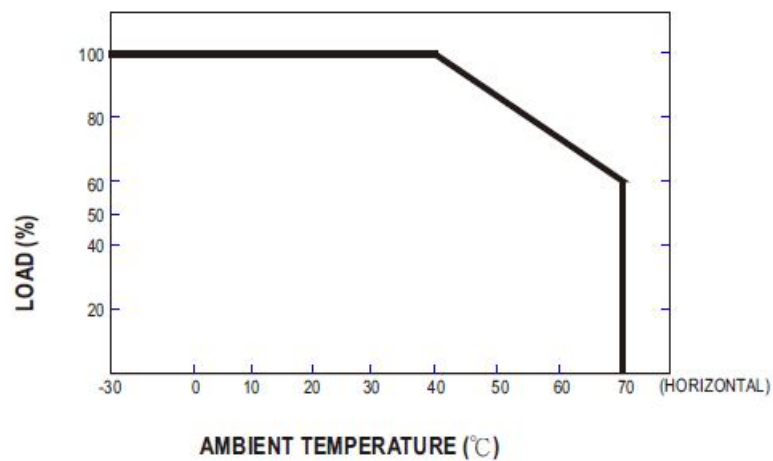
※ T case: Max. Case Temperature



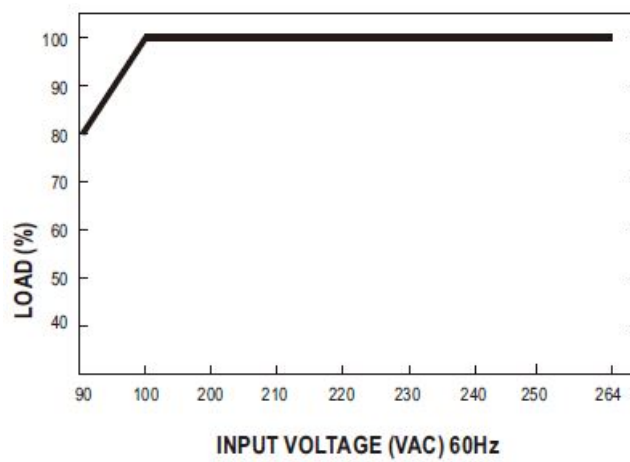
Block Diagram



Derating Curve



Static Characteristics



Documents / Resources



[MW APC-16 series 16W Single Output Switching Power Supply](#) [pdf] Instruction Manual
APC-16 series, 16W Single Output Switching Power Supply, APC-16 series 16W Single Output Switching Power Supply, Output Switching Power Supply, Power Supply

References

- [MW Product Liability Disclaimer-MEAN WELL Switching Power Supply Manufacturer](#)