



# Mi Box User Guide

[Home](#) » [Mi](#) » Mi Box User Guide

## Mi Box User Guide



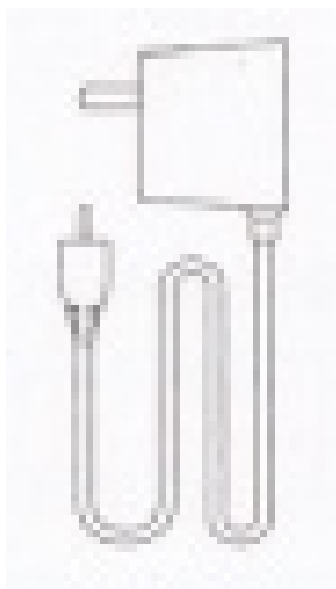
## Contents [ [hide](#)

- 1 [Product Overview](#)
- 2 [Connection Ports](#)
- 3 [Overview of Mi Box components](#)
- 4 [Overview of Mi Box components](#)
- 5 [Standard Installation](#)
- 6 [Using the remote control](#)
- 7 [Using the remote control](#)
- 8 [Documents / Resources](#)
  - 8.1 [References](#)
- 9 [Related Posts](#)


## Product Overview



**Mi Box x1**



**Power supply x1**



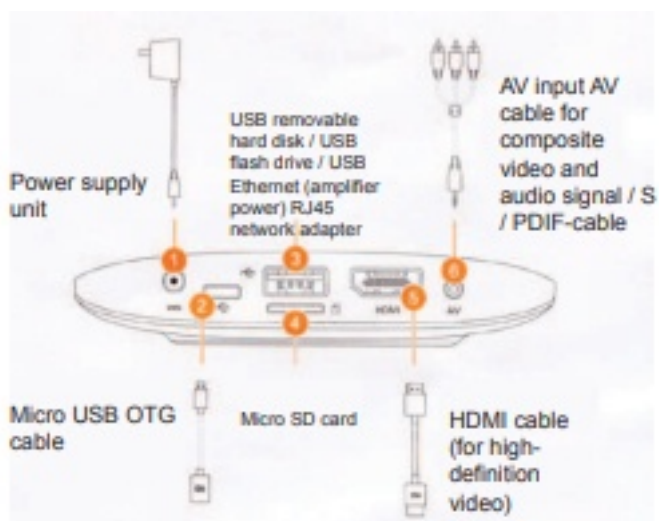
**Remote (remote control) x1**



**HDMI Cable x1**

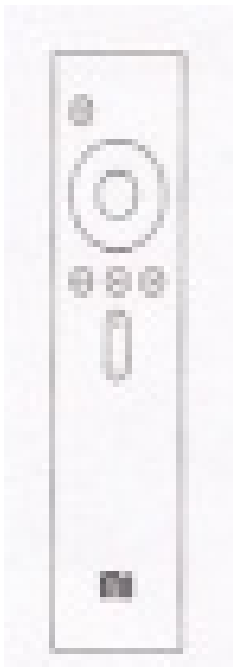
## Connection Ports

Additional components (accessories) can be ordered




Additional components (accessories) can be ordered and purchased separately, after a visit and register on the official website Xiaomi [www.xiaomi-mi.com](http://www.xiaomi-mi.com)

## Overview of Mi Box components



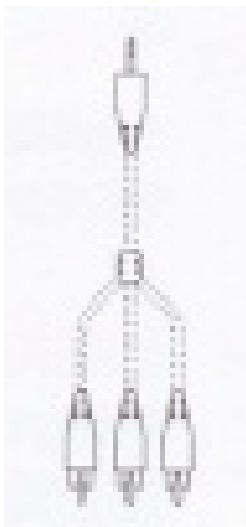
**Remote (Remote Control):**

Very easy to use, can be used to control Mi Box and Mi TV



**Standard HDMI Cable:**


Supports 192kHz frequency sound




**AV cable (composite video and audio):**

Make old TV «smart» ! Screen connection to a power amplifier, supporting of SDsignal format.


**Overview of Mi Box components**

**S / PDIF-cable:**

Connecting the power amplifier, supporting frequency of 24bit / 192kHz, continuous transmission of audio files

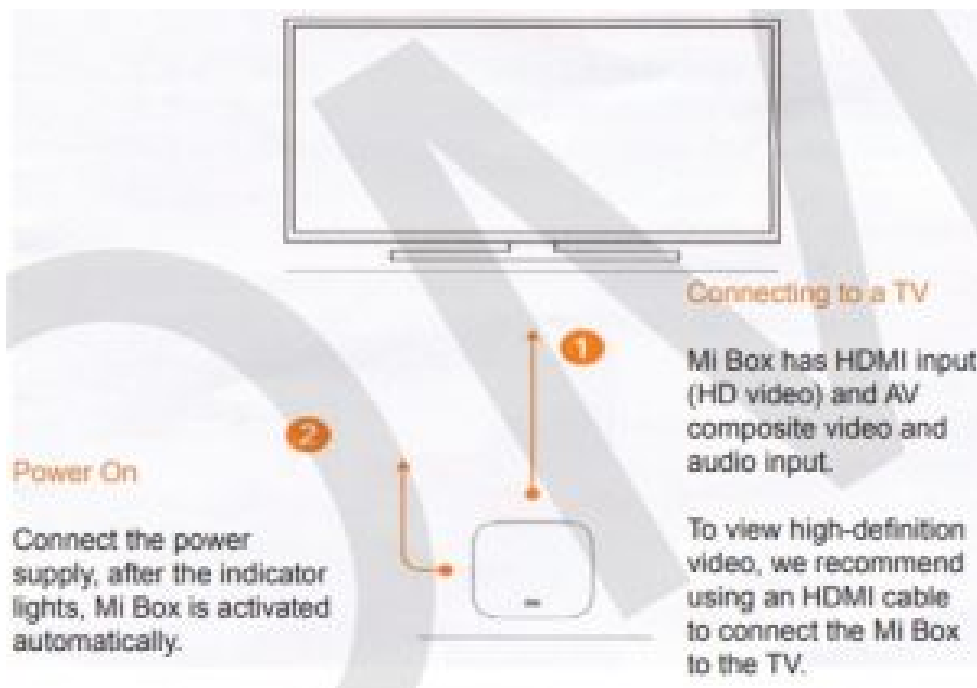
**OTG cable:**

Allows Mi phone, Mi Box easily read audio and video files from a USB flash drive or hard disk.

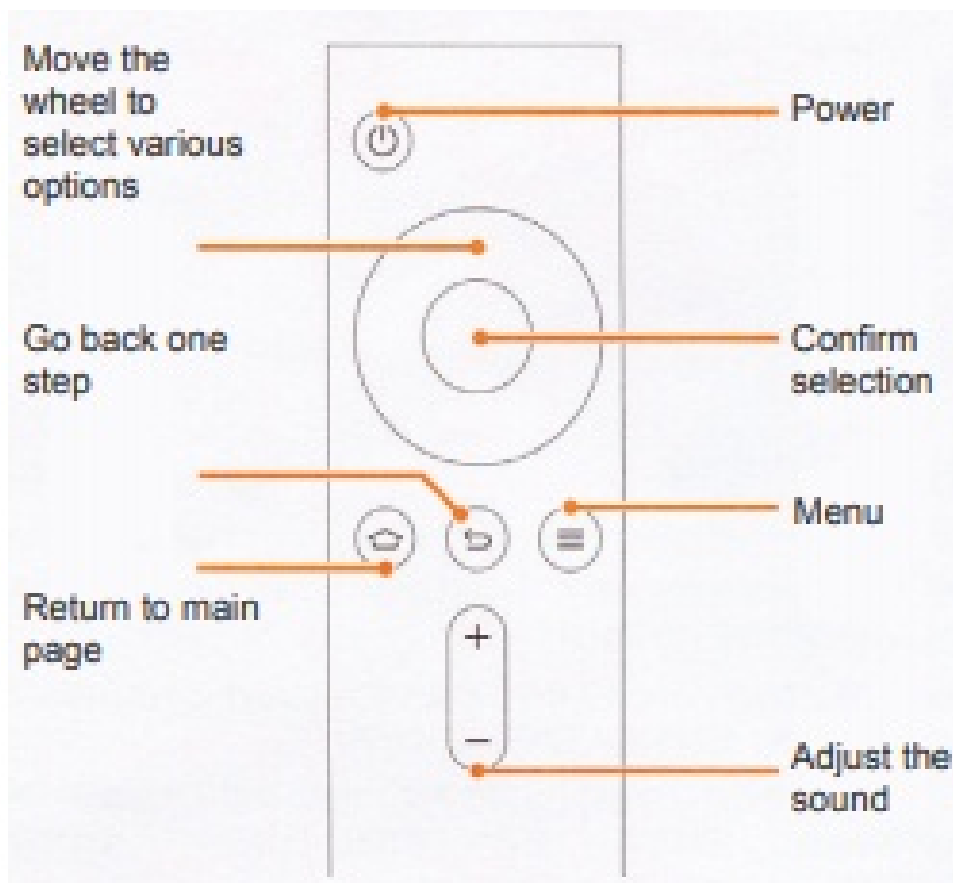
**USB Ethernet RJ45 (power amplifier):**

Enjoy high-speed wired Internet stable, supported by Mi Box, PC, MAC

**Standard Installation**



## Using the remote control



## Using the remote control

**Home:** a rapid return to the main page

**Menu:** demonstration of the interface and various functions

**For example:** on the main interface page, enter in the search that you want to view, and displays a selection of these videos; there are large selection of other videos on the home screen.

**Move selection and different options:** focus control (up, down, left, right).

While viewing, press Right, Left allow forward or rewind the file back.

Confirm selection: while watching the video lets stop him pause.

**Return:** Return one step back

## NEW!

There is a mobile version of the Mi remote control!

Leave the last trouble with the remote control, you can now remotely controls Mi Box via a mobile app!

Open the Mi Store, locate and install on your mobile phone «Remote Control» application. And you'll be pleasantly surprised!

Our Web: [www.Xiaomi-Mi.com](http://www.Xiaomi-Mi.com)

## Documents / Resources

	<a href="#">MI Mi Box</a> [pdf] User Guide Mi Box
---	--

## References

-  [Xiaomi Global Community — all information about official and original devices Xiaomi Mi](#)