



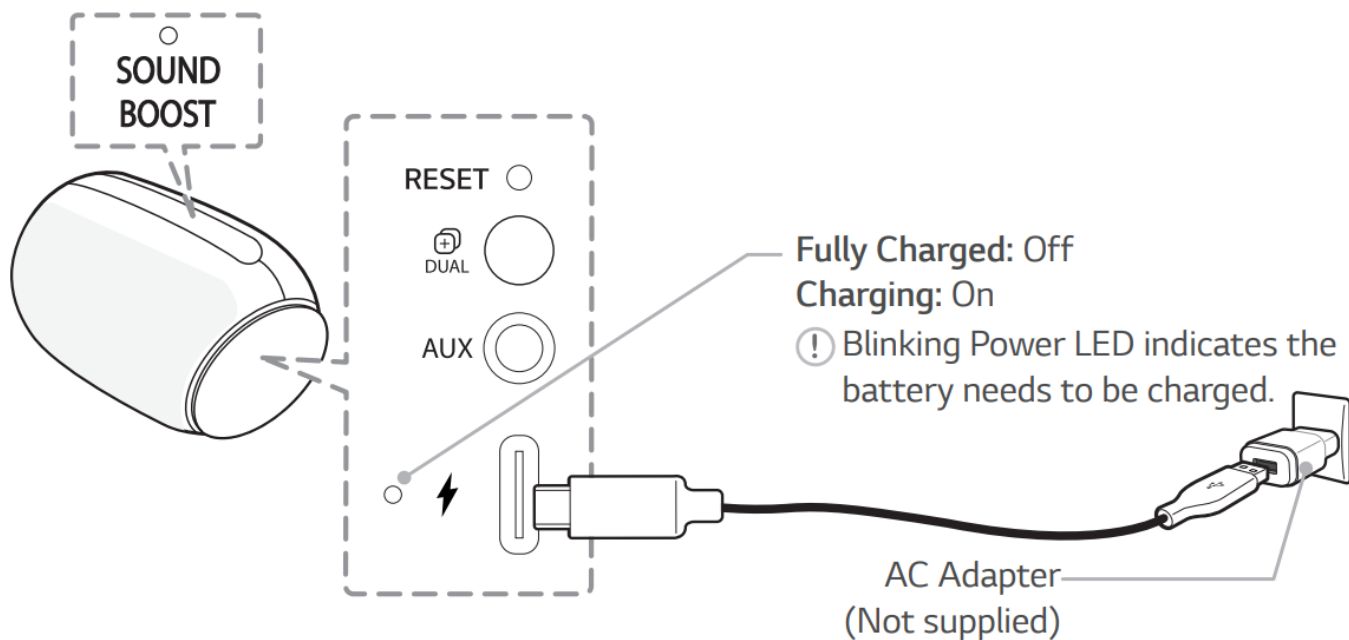
LG PL2B Portable Bluetooth Speaker Owner's Manual

[Home](#) » [LG](#) » LG PL2B Portable Bluetooth Speaker Owner's Manual 




SIMPLE MANUAL
Portable Bluetooth Speaker





Power	Power On / Off..... Press
Bluetooth	To pair your mobile device, select LG-PL2(XX) from the device list. (Bluetooth LED: Blink - ON)
	Ready to pair another device... Hold * for 2 seconds
Playback Controls	Play / Pause..... Press NI
	Forward Skip Press X 2
	Backward Skip Press X 3

Handsfree	Receive / Disconnect Press ►
Volume	Volume Control Press – or +
Voice Command	Use voice command of your smart device Hold ► for 2 seconds
Sound effect	0 (Off): Standard/• (On): SOUND BOOST Press SOUND BOOST.
Dual Mode	Press each speaker's  DUAL button.

Multi phone pairing



Dual Mode




Contents

- [1 Specification](#)
- [2 Important Notice](#)
- [3 Safety Information](#)
- [4 Symbols](#)
- [5 Documents / Resources](#)
 - [5.1 References](#)
- [6 Related Posts](#)

Specification

Power Supply:

- 5 V  2 A (AC Adapter)
- Built-in rechargeable battery

Power consumption: Refer to the main label.

Dimensions (W x H x D): – Approx. 126 mm X 82 mm X 80 mm

Operating Temperature: 5 °C to 35 °C

Operating Humidity: 5 % to 60 %

Water-proof: IPX5

- Degree of protection against jets of water.

Battery Life: Approx. 10 hours (Varies by volume level and audio content.)

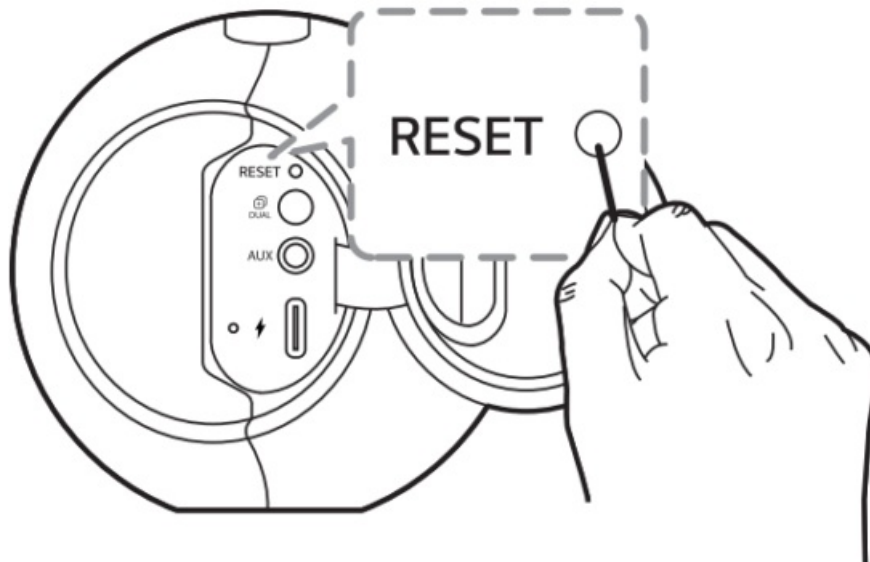
- Design and specifications are subject to change without notice.

For more information, download the online owner's manual. <http://www.lg.com>

Important Notice

- Fully charge the device before using it for the first time.
- It is recommended that you use the 5 V AC adapter (more than 2 A) with this unit
- It is recommended that you use the supplied USB cable for device protection.
- To enjoy more features, download the “LGXBOOM” App to your **Bluetooth** device. (Only Android)
- **Resetting**

I have a malfunction with the speaker, press the **RESET** button.



Safety Information

CAUTION: TO REDUCE THE RISK OF ELECTRIC SHOCK DO NOT REMOVE THE COVER (OR BACK) NO USER-SERVICEABLE PARTS INSIDE REFER SERVICING TO QUALIFIED SERVICE PERSONNEL.



This lightning flash with an arrowhead symbol within an equilateral triangle is intended to alert the user to the presence of uninsulated dangerous voltage within the product's enclosure that may be of sufficient magnitude to constitute a risk of electric shock to persons.



The exclamation point within an equilateral triangle is intended to alert the user to the presence of important operating and maintenance (servicing) instructions in the literature accompanying the product.

WARNING:

- TO PREVENT FIRE OR ELECTRIC SHOCK HAZARD, DO NOT EXPOSE THIS PRODUCT TO RAIN OR MOISTURE.
- Do not install this equipment in a confined space such as a bookcase or similar unit.
- This unit contains magnets that can be harmful to some kind of object (Ex: Magnetic card, Pacemaker, etc..).

CAUTION:

- Do not block any ventilation openings. Install in accordance with the manufacturer's instructions. Slots and openings in the cabinet are provided for ventilation to ensure the reliable operation of the product and to protect it from overheating. The openings should never be blocked by placing the product on a bed, sofa, rug,

or another similar surface. This product shall not be placed in a built-in installation such as a bookcase or rack unless proper ventilation is provided or the manufacturer's instruction has been adhered to.

- The apparatus should not be exposed to water (dripping or splashing) and no objects filled with liquids, such as vases, should be placed on the apparatus.
- No naked flame sources, such as lighted candles, should be placed on the apparatus.
- It is recommended that you use the 5 V AC adapter (more than 2 A) with this device. If you do not use the recommended adapter, charging is unavailable, or charging time may differ.
- To avoid fire or electric shock, do not open the unit. contact to qualified personnel only.
- Do not leave the unit in a place near the heating appliances or subject to direct sunlight, moisture, or mechanical shock.
- The Power Plug is the disconnecting device. In case of an emergency, the Power Plug must remain readily accessible.
- To clean the unit, use a soft, dry cloth. If the surfaces are extremely dirty, use a soft cloth lightly moistened with a mild detergent solution. Do not use strong solvents such as alcohol, benzine, or thinner, as these might damage the surface of the unit.
- Do not use volatile liquids such as insecticide spray near the unit. Wiping with strong pressure may damage the surface. Do not leave rubber or plastic products in contact with the unit for a long period of time.
- Do not place the unit over the vehicle's airbag. When the airbag deploys, it may result in injury. Before using it in the car, fix the unit.
- Do not use the handsfree function during driving a car.
- Do not leave the unit in an unstable place such as on high shelves. it may fall down because of the vibration of the sound.
- Do not use high voltage products around this product. (ex. Electrical swatter) This product may malfunction due to electrical shock.

CAUTION when using this product in environments of low humidity.

- It may cause static electricity in environments of low humidity.
- It is recommended to use this product after touching any metal object which conducts electricity.







NOTICE: For safety marking information including product identification and supply ratings, please refer to the main label on the bottom of the other surface of the product.

For models using a battery

This device is equipped with a portable battery or accumulator.

CAUTION: Risk of fire or explosion if the battery is replaced by an incorrect type. How to Safely remove the batteries or the battery pack from the equipment: To Remove the old batteries or battery pack, follow the assembly steps in reverse order. To prevent contamination of the environment and bringing on possible threats to human and/or animal health, the old batteries or the battery pack must be put in an appropriate container at designated collection points. Do not dispose of batteries or battery packs together with other waste. It is recommended that you use local, free reimbursement systems batteries or battery packs, (which may not be available in your area). The batteries or the battery pack should not be exposed to excessive heat such as sunshine, fire, or the like.

Symbols

	Refers to alternating current (AC).
	Refers to direct current (DC).
	Refers to class II equipment.
	Refers to stand by.
	Refers to "ON" (power).
	Refers to dangerous voltage.

For models using a built-in battery

Do not store or transport at pressures lower than 11.6 kPa and above 15,000 m altitude.

- replacement of a battery with an incorrect type that can defeat a safeguard (for example, in the case of some lithium battery types);
- disposal of a battery into fire or a hot oven, or mechanically crushing or cutting a battery, that can result in an explosion;
- leaving a battery in an extremely high temperature surrounding environment that can result in an explosion or the leakage of flammable liquid or gas; and
- a battery subjected to extremely low air pressure that may result in an explosion or the leakage of flammable liquid or gas.

Declaration of Conformity



Hereby, LG Electronics declares that the radio equipment type Portable Bluetooth Speaker is in compliance with Directive 2014/53/

EU. The full text of the EU declaration of conformity is available at the following internet address:

<http://www.lg.com/global/support/cedoc/cedoc#>

Ukraine Restriction of Hazardous Substances

The equipment complies with the requirements of the Technical Regulation, in terms of restrictions for the use of certain dangerous substances in electrical and electronic equipment.

Purpose

<For Audio Product>

The device is intended for audio playback of audio and sound information.

This device is intended for home use, it is prohibited to use for commercial purposes or not for its intended purpose.

<For Video Product>

The device is intended for the playback of textual and graphical information.

This device is intended for home use, it is prohibited to use for commercial purposes or not for its intended

purpose.

Rules of transportation and storage

1. The product should be transported and stored strictly in accordance with the marking on the package.
2. During transportation and storage is strictly not allowed and any drop-in mechanical exposure of the packaged device.
3. Carry products are required so that the left or right side was oriented in the direction of movement (applicable to packages designed for vertical transportation).
4. During transportation and storage must comply with the limit on the number of tiers in the stack, in accordance with the marking on the package.
5. During transportation and storage is necessary to protect the packaged device from moisture.
6. Products need to move in a horizontal or vertical position, according to the being and/or location of the handles on the packaging.
7. Products remain Packed in dark, dry, clean, well-ventilated areas, isolated from the storage of acids and alkalis.

Realization

- The sale of products is performed in accordance with the rules established by the current legislation of the country in which it is realized.

Disposal of your old appliance

1. Old electrical products can contain hazardous substances so correct disposal of your old appliance will help prevent potential negative consequences for the environment and human health.
2. You can take your appliance either to the shop where you purchased the product, or contact your local government waste office for details of your nearest authorized WEEE collection point.
 - Information about the month and year of manufacture can be found on a label located on the back of the Product, in the following format: MM/YYYY, where MM – month, YYYY – the year of manufacture.
 - Information on the certification of our devices, the data on the number of the certificate and its validity period, you can contact customer support LG free phone.

MODELS

PL2B/PL2M/PL2P/PL2C/PL2S



2010_Rev02



Android



<https://play.google.com/store/apps/details?id=com.lge.media.lgxboom>

www.lg.com

Copyright © 2020-2021 LG Electronics Inc.
All Rights Reserved.



Documents / Resources

	LG PL2B Portable Bluetooth Speaker [pdf] Owner's Manual PL2B, PL2M, PL2P, PL2C, PL2S, Portable Bluetooth Speaker, Bluetooth Speaker
	LG PL2B Portable Bluetooth Speaker [pdf] Owner's Manual PL2B, PL2M, PL2P, PL2C, PL2S, Portable Bluetooth Speaker

References

- [LG Electronics & Home Appliances | Shop Now | LG USA](#)
- [Global Take-Back Policy | Take-Back & Recycling | LG Global](#)
- [CeDoc](#)
- [Consumer & Home Electronics from LG | LG UK](#)
- [Get Product Help & Support | LG U.K. Support](#)