



# LG 7.4 cu.ft. Front Load Dryer with TurboSteam and Built-In Intelligence User Manual

[Home](#) » [LG](#) » **LG 7.4 cu.ft. Front Load Dryer with TurboSteam and Built-In Intelligence User Manual** 





**LG LAUNDRY**

DLEX4000\_ / DLGX4001\_  
7.4 cu.ft. Front Load Dryer with TurboSteam™ and Built-In Intelligence

- 7.4 cu. ft. Ultra Large Capacity
- TurboSteam™ Technology
- AI Fabric Sensor/ Smart Pairing™
- LG ThinQ® Technology / Proactive Customer Care
- Tempered Glass Door
- FlowSense™ Duct Clogging and Lint Filter Indicators
- ENERGY STAR® Certified
- Closet Depth
- LoDecibel™ Quiet Operation
- Reversible Door
- Wrinkle Care Option



**AVAILABLE COLORS**

|   |             |
|---|-------------|
|  | white       |
|  | black steel |



# LG ThinQ®



works with the  
Google Assistant



WORKS WITH  
alexa

Enjoy new ways to control your home with LG smart appliances

- Use the ThinQ® app to start the laundry while you're out.
- Get alerts when the cycle is finished.
- With Smart Pairing™, the washer can tell the dryer to select a compatible drying cycle.

## Contents

- [1 SUMMARY](#)
- [2 APPEARANCE](#)
- [3 DRYER PROGRAMS](#)
- [4 FABRIC CARE FEATURES](#)
- [5 CONVENIENCE FEATURES](#)
- [6 ThinQ® TECHNOLOGY](#)
- [7 MATERIALS AND FINISHES](#)
- [8 POWER SOURCE](#)
- [9 OPTIONS](#)
- [10 LIMITED WARRANTY](#)
- [11 Documents / Resources](#)
- [12 Related Posts](#)

## SUMMARY

|                 |                            |
|-----------------|----------------------------|
| Type            | Front Load Dryer           |
| Capacity        | 7.4 cu. ft.                |
| Matching Washer | WM4000HWA, WM4000HBA       |
| Sensor Dry      | Yes                        |
| Steam           | Yes                        |
| Color           | White (W), Black Steel (B) |

## APPEARANCE

|                                      |     |
|--------------------------------------|-----|
| Intelligent Electronic Controls with | Yes |
| LED Display                          |     |
| Dial-A-Cycle™                        | Yes |
| Touch Buttons                        | Yes |

## DRYER PROGRAMS

|                       |   |
|-----------------------|---|
| No. of Programs       | 12  |
| Programs (Sensor Dry) | Normal, Heavy Duty, Bedding, Anti Bacterial, SteamSanitary™, SteamFresh™, Perm Press, Delicates, Towels, Speed Dry (Manual Dry), Air Dry (Manual Dry), Downloaded |
| No. of Options        | 12  |
| Options               | More Time, Less Time, Damp Dry Signal, Wrinkle Care, Control Lock, Wi-Fi, Energy Saver, TurboSteam™, Reduce Static, RemoteStart, Drum Light, Signal               |
| Temperature Settings  | High, Med. High, Medium, Low, Ultra-Low   |
| Drying Levels         | Very Dry, More Dry, Normal Dry, Less Dry, Damp Dry  |
| Manual Dry Times      | 60 min., 50 min., 40 min., 30 min., 20 min., More Time/Less Time  |

## FABRIC CARE FEATURES

|  |             |
|--|-------------|
| A.I Dry  | Yes         |
| Sensor Dry                                       | Yes         |
| Precise Temperature Control with variable Heater | Yes         |
| Steam  | TurboSteam™ |

## CONVENIENCE FEATURES

|                               |                                  |
|-------------------------------|----------------------------------|
| 3 Minute Installation Check   | Yes                              |
| LoDecibel™ Quiet Operation    | Yes                              |
| End of Cycle Signal           | Yes                              |
| Drum Light                    | Yes                              |
| Reversible Door               | Yes                              |
| FlowSense™ Duct Clogging      | Yes                              |
| Indicator                     | Yes                              |
| Wrinkle Care Option           | Yes                              |
| Child Lock                    | Electric: 4 Way Venting / Gas: 3 |
| Venting Option                | Way Venting                      |
| 4 Adjustable Legs             | Yes                              |
| Remaining Time Display/Status | Yes                              |

## ThinQ® TECHNOLOGY

|                                |             |
|--------------------------------|-------------|
| SmartDiagnosis™ (v3.0)         | Yes         |
| Wi-Fi                          | Yes         |
| Remote Start and Cycle Monitor | Yes         |
| Energy Monitoring              | Yes (Wi-Fi) |

## ENERGY

|                        |                             |
|------------------------|-----------------------------|
| ENERGY STAR® Certified | Yes                         |
| CEF                    | 3.94 (Electric), 3.49 (Gas) |

## MATERIALS AND FINISHES

|                             |                            |
|-----------------------------|----------------------------|
| Aluminized Alloy Steel Drum | Yes                        |
| Tub Rear                    | Painted                    |
| Cabinet                     | Painted Steel              |
| Door                        | Tempered Glass Door        |
| All Available Colors        | White (W), Black Steel (B) |

## POWER SOURCE

|                         |   |
|-------------------------|---|
| Ratings                 | CSA Listed                                    |
| Electrical Requirements | 120V, 15 Amps (Gas) / 240V 30 Amps (Electric) |
| Type                    | Electric, Gas                                 |
| BTU Rating              | 10,000 Feet                                   |

## OPTIONS

|                   |                                |
|-------------------|--------------------------------|
| LP Conversion Kit | 383EEL3002D                    |
| Side Venting Kit  | 383EEL9001B                    |
| Pedestal          | WDP4W, WDP4B                   |
| Pedestal (WxHxD)  | 27 x 14 1/8 x 30 3/4 (50 1/2 D |

## DIMENSIONS (ELECTRIC)

|                      |                             |
|----------------------|-----------------------------|
| Product (WxHxD)      | 27" x 39" x 30 1/8"         |
| Depth with Door Open | 51 3/8"                     |
| Carton (WxHxD)       | 29 1/2" x 42 1/4" x 31 1/4" |
| Weight (Product)     | 125.3 lbs                   |
| Weight (Carton)      | 142.6 lbs                   |

## DIMENSIONS (GAS)

|                      |                             |
|----------------------|-----------------------------|
| Product (WxHxD)      | 27" x 39" x 30 1/8"         |
| Depth with Door Open | 51 3/8"                     |
| Carton (WxHxD)       | 29 1/2" x 42 1/4" x 31 1/4" |
| Weight (Product)     | 139.3 lbs                   |
| Weight (Carton)      | 155.0 lbs                   |

## LIMITED WARRANTY


|               |         |
|---------------|---------|
| Parts & Labor | 1 Year  |
| Drum          | 3 Years |

## UPC CODES

|                         |             |
|-------------------------|-------------|
| DLEX4000W (White)       | 48231028370 |
| DLGX4001W (White)       | 48231028387 |
| WM4000HWA (White)       | 48231028288 |
| DLEX4000B (Black Steel) | 48231028356 |
| DLGX4001B (Black Steel) | 48231028363 |
| WM4000HBA (Black Steel) | 48231028271 |

© 2020 LG Electronics USA, Inc. All rights reserved. “LG Life’s Good” is a registered trademark of LG Corp. All other product and brand names are trademarks or registered trademarks of their respective owners. Design, features, and specifications are subject to change without notice. Non-metric weights and measurements are approximate. Some features may require Internet access. Content and services may vary by product and are subject to change without notice. 8/3/20

## Documents / Resources

|  |   |
|--|---|
|  | <p><a href="#">LG 7.4 cu.ft. Front Load Dryer with TurboSteam and Built-In Intelligence</a> [pdf] User Manual<br/>7.4 cu.ft. Front Load Dryer with TurboSteam and Built-In Intelligence, LG LAUNDRY, DLEX4000_, DLGX4001_</p> |
|--|---|