



# KT 4, 6 Way Commander Smart Touch Switch Panel Owner's Manual

[Home](#) » [KT](#) » KT 4, 6 Way Commander Smart Touch Switch Panel Owner's Manual 

## Contents

- [1 KT 4, 6 Way Commander Smart Touch Switch Panel Owner](#)
- [2 IDEAL FOR A WIDE RANGE OF APPLICATIONS](#)
- [3 KEY FEATURES](#)
- [4 SPECIFICATIONS](#)
- [5 KIT INCLUDES](#)
- [6 DIAGRAMS](#)
- [7 Documents / Resources](#)
  - [7.1 References](#)
- [8 Related Posts](#)



**KT 4, 6 Way Commander Smart Touch Switch Panel Owner**




Product Model No.	Product Name.
KT70952	4 Way Commander Smart Touch Switch Panel
KT70954	8 Way Commander Smart Touch S



- Ideal for Automotive, 4WD & Marine applications, The KT Commander Switch Panel is the perfect innovative solution to controlling power of 12V devices in your Vehicle, 4WD, Caravan, Motorhome or Boat.
- Available in both a 4 Way & 8 Way switch configuration with each unit rated to 20A maximum, the switch panel

is simple to install with wiring terminals at the rear and a simple power on / off touch switch on the display allows all circuits to be Von / off with ease.

## IDEAL FOR A WIDE RANGE OF APPLICATIONS



## KEY FEATURES

- 8 Circuits Rated to 20A Max (Total)
- Master On/Off Power Icon on Display
- Voltage Display visible whilst unit is 'On'
- Easy DIY Installation
- Switches illuminate 'Blue' for active circuit, 'Amber' for inactive circuit
- Includes 96 Programmable Icons
- Suitable For Use With 12V Devices
- Suitable For Automotive & Marine Applications

## SPECIFICATIONS

### Technical Parameters 4 Way 8 Way

- Rated Working Voltage: 12V 12V
- Standby Current Consumption: 70mA 230mA
- Min. Operating Voltage: 8.5A 8.5A
- Max Operating Voltage: 18V 18V
- Single Switch Rated Output Current: 20A 20A
- Panel Rated Max Loading Current: 50A 80A
- Panel Rated Output Power (Maximum): 600W 1000W
- Single Switch Rated Loading Power: 265W 265W
- Switch Responding Time: <60ms <60ms
- Ambient Temperature Range: -20°C to -60°C -20°C to -60°C
- Relative Humidity: 10-90% 10-90%
- Switch Panel Max Amp: 20A 20A

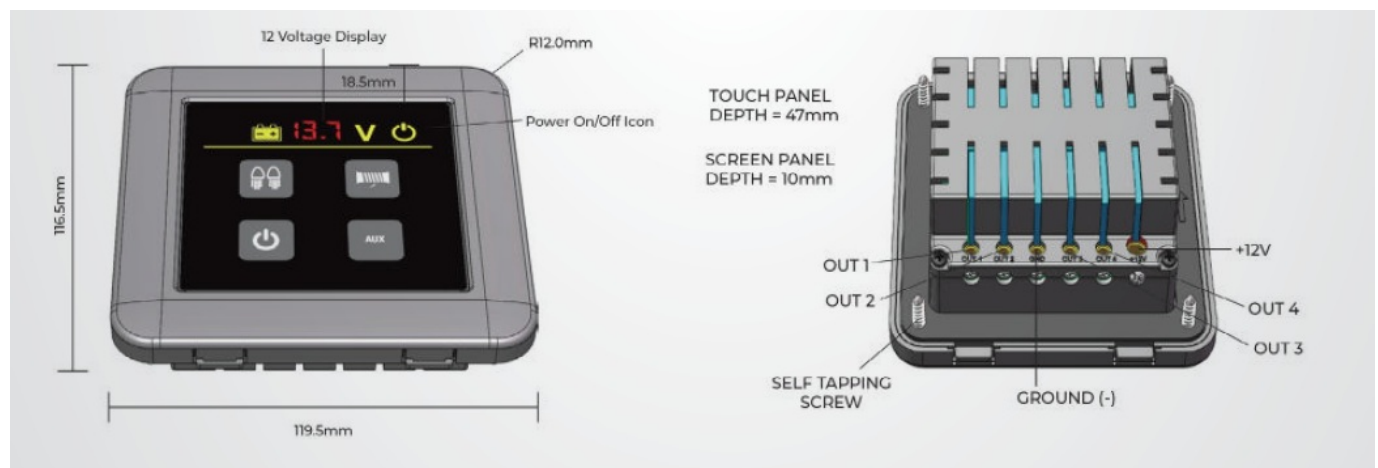
## KIT INCLUDES



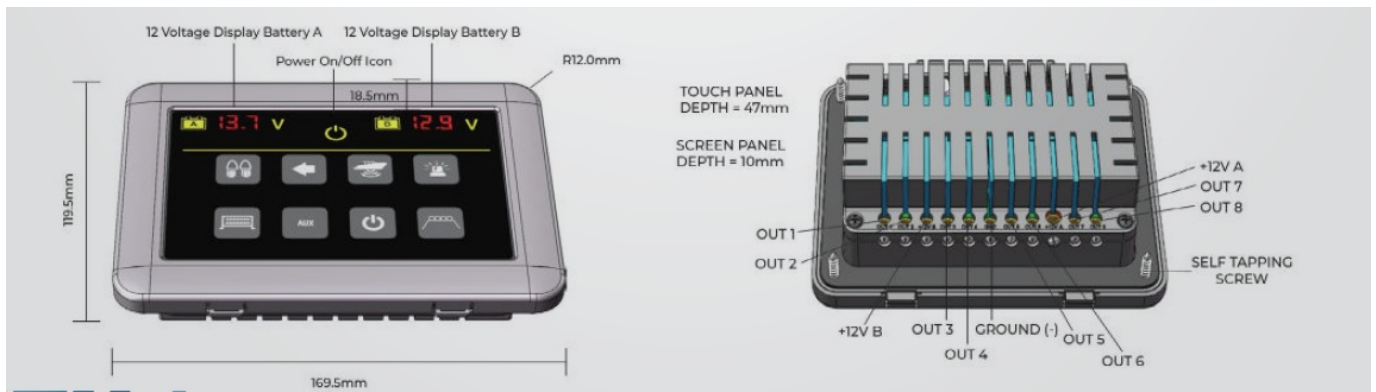
- 1 x 4 Way / 8 Way Commander Smart Touch Switch Panel
- 4 x Mounting Screws
- 96 Flexible Icons
- 1 x User Manual

## DIAGRAMS

### 4 WAY



### 8 WAY



AECAA Pty Ltd trading as Automotive Electrical & 4WD Accessories | abn: 96 059 087 704 | [www.ae4a.com.au](http://www.ae4a.com.au)  
 East Coast Head Office: (07) 5540 7877 | 34 Notar Drive, Ormeau QLD 4209 West Coast Office: (08) 9358 7000 |  
 83-85 Welshpool Road, Welshpool WA 6106

## Documents / Resources

	<p><b><a href="#">KT 4, 6 Way Commander Smart Touch Switch Panel</a></b> [pdf] Owner's Manual</p> <p>KT70952, KT70954, 4 6 Way Commander Smart Touch Switch Panel, 4 Way Commander Smart Touch Switch Panel, 6 Way Commander Smart Touch Switch Panel, Commander Smart Touch Switch Panel, Commander, Smart Touch Switch Panel, Smart Touch Switch, Smart Switch Panel, Smart Switch, Switch Panel, Switch</p>
--	--

## References

- [AE4A: Automotive Electrical & 4WD Accessories](#)