



## hp Spectre USB-C Power Pack User Manual

[Home](#) » [HP](#) » hp Spectre USB-C Power Pack User Manual 

### hp Spectre USB-C Power Pack

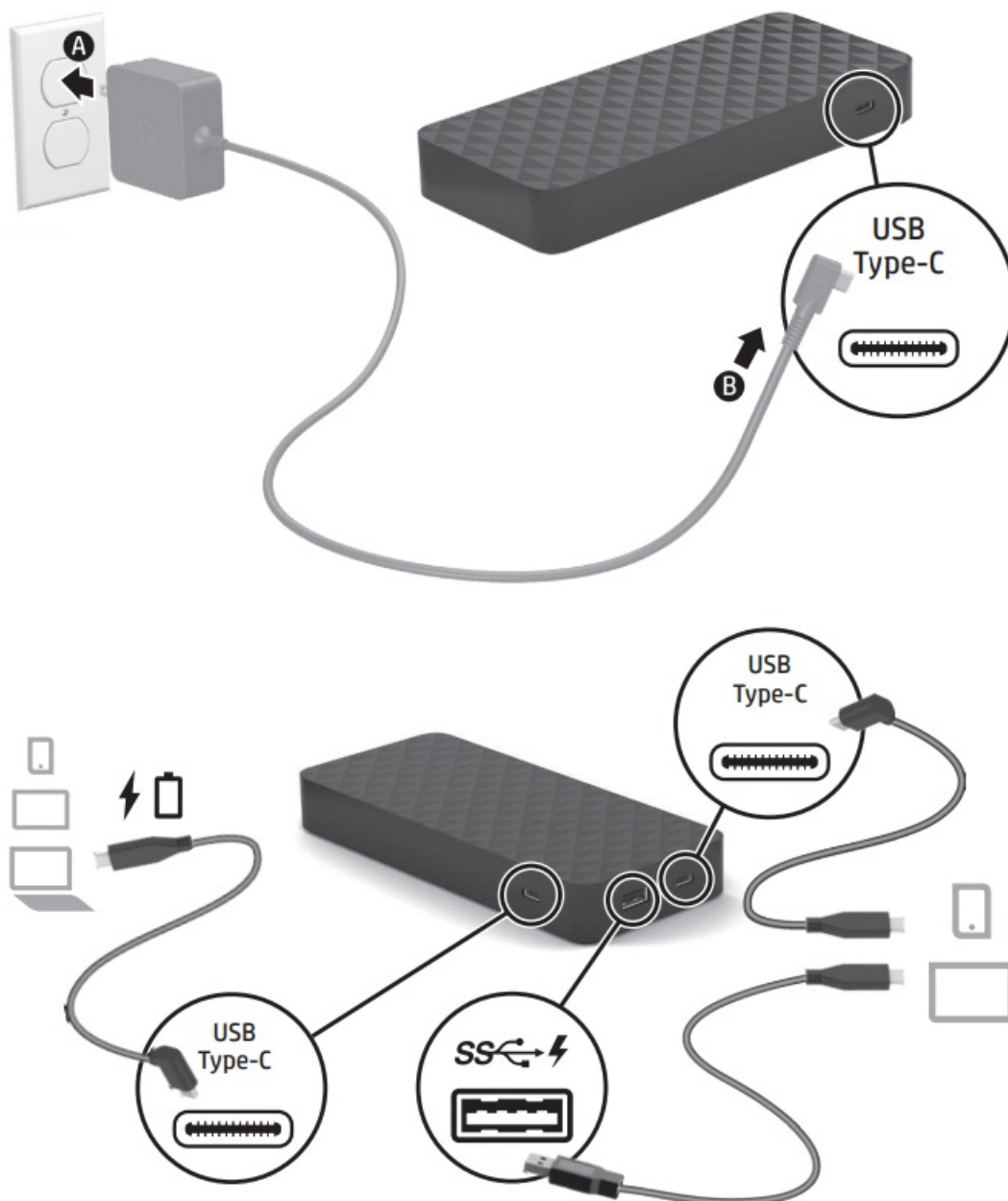


## Contents

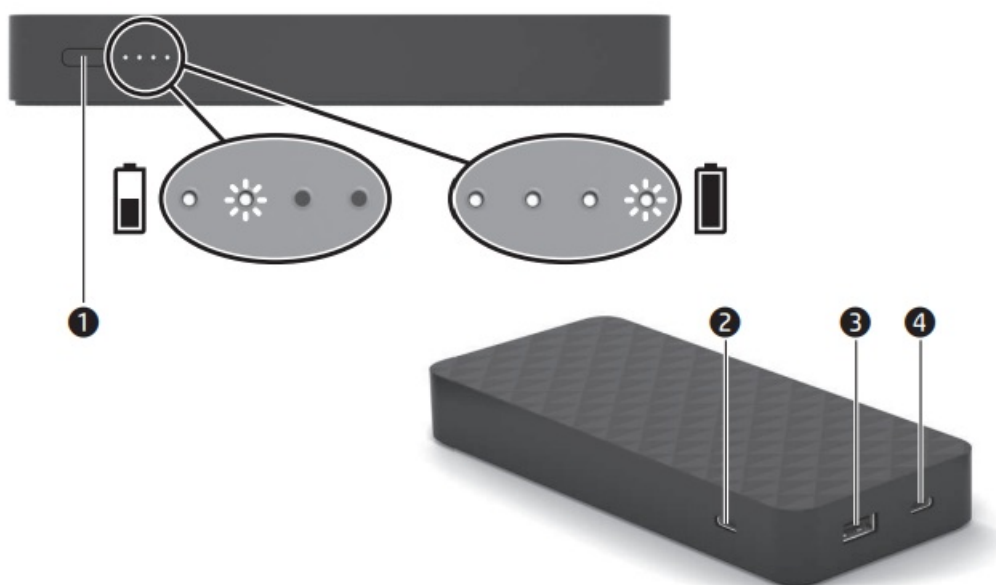
- 1 Product description
- 2 Specifications
- 3 Regulatory information
- 4 Customer Support
- 5 Documents / Resources
  - 5.1 References
- 6 Related Posts

## Product description

This power bank features DC input and outputs, an integrated rechargeable battery, and an external AC adapter. The serial number, product number, and model number are located on the back or side of the product.



	Component	Description
1	Battery charge level button	Press the button to see the battery charge level.
2	USB Type-C power connector and port	Maximum input is 20 V @ 3 A and 15 V @ 3 A. Maximum output is 5 V @ 3 A, 9 V @ 3 A, 10 V @ 3 A, 12 V @ 3 A, 15 V @ 3 A, and 20 V @ 3 A. Compatible with most notebooks and other electronic devices with up to a 3 A current rating.
3	USB SuperSpeed charging port	Maximum output is 5 V @ 2.4 A. Compatible with most USBchargeable smartphones, tablets, and other electronic devices with up to a 2.4 A current rating.
4	USB Type-C charging port	Maximum output is 5 V @ 3 A. Compatible with most smartphones, tablets, and other electronic devices that charge via USB Type-C connector with up to a 3 A current rating.



## Specifications

The power bank operates on DC power, which can be supplied by an AC or DC power source. The AC power source must be rated at 100–240 V, 50–60 Hz.

**Temperature, operating**  
0°C to 40°C (32°F to 104°F)

**Relative humidity (noncondensing), operating**  
10% to 90%

## Regulatory information


If required, regulatory markings for your country or region are located on the back of the product, on the packaging, or elsewhere in this document.

Replace this box with PI statement as per spec.

Replace this box with PI statement as per spec.

Replace this box with PI statement as per spec.

Replace this box with PI statement as per spec.

 **IMPORTANT:** The battery(ies) in this product cannot be easily replaced by users themselves. Removing or replacing the battery could affect your warranty coverage. If a battery is no longer holding a charge, contact support. When a battery has reached the end of its useful life, do not dispose of the battery in general household waste. Follow the local laws and regulations in your area for battery disposal.

© Copyright 2017 HP Development Company, L.P.

The information contained herein is subject to change without notice. The only warranties for HP products and services are set forth in the express warranty statements accompanying such products and services. Nothing herein should be construed as constituting an additional warranty. HP shall not be liable for technical or editorial errors or omissions contained herein.

Third Edition: December 2017

First Edition: July 2017

**Color Side 1:** BLACK

**Color Side 2:** BLACK

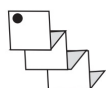
**Flat size:** 20 x 15 in.

**Finished size:** 5 x 3 in.



**Fold 1:**

4-Panel Accordion



**Fold 2:**


5-Panel Accordion

## Customer Support

For more information, go to [http://www.hp.com/us/usbc\\_faq](http://www.hp.com/us/usbc_faq).



## Documents / Resources



[hp Spectre USB-C Power Pack](#) [pdf] User Manual  
Spectre USB-C Power Pack, Spectre, USB-C Power Pack, Power Pack, Pack

## References

- [HP PCs, Tablets and Accessories - Using USB Type-C to Transfer Power and Data | HP® Customer Support](#)