



hp K4000 Bluetooth Keyboard User Manual

[Home](#) » [HP](#) » hp K4000 Bluetooth Keyboard User Manual 

Contents

1 hp K4000 Bluetooth Keyboard

2 Instructions

3 Documents / Resources

4 Related Posts



hp K4000 Bluetooth Keyboard



To download the Bluetooth Pairing User Guide, go to <http://www.hp.com/support>.

Bluetooth light status	Description
• On	Bluetooth device paired and connected.
• Off	Bluetooth off

Power light status

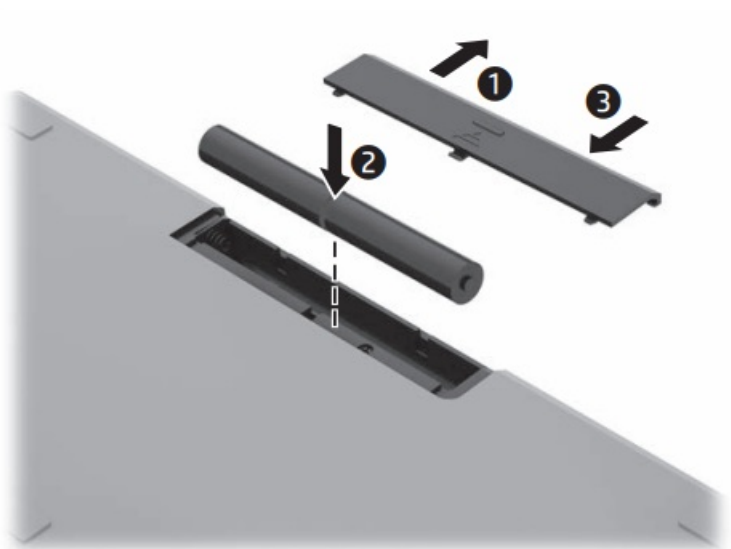
- Blinking white: Power on
- Off: Power off
- Blinking amber: The battery is low. Replace the battery.

Bluetooth press type

- 1 short press: Press to switch between channels and show the Current channel status.
- 1 long press: Press and hold for 3 seconds to enter pairing mode for the current channel.

Instructions

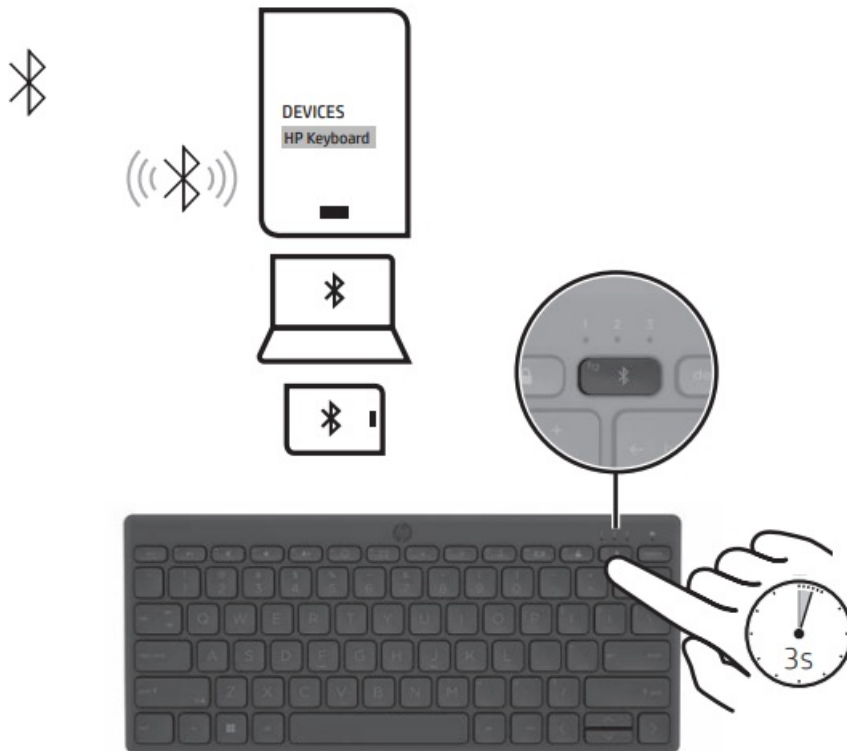
1



2



3




For regulatory, certification, and environmental information, including Restriction of Hazardous Substances (RoHS), scan the QR code, or go to www.hp.com/ao/regulatory.



Copyright 2022 HP Development Company, L.P.

The information contained herein is subject to change without notice. The only warranties for HP products and services are set forth in the express warranty statements accompanying such products and services. Nothing herein should be construed as constituting an additional warranty. HP shall not be liable for technical or editorial errors or omissions contained herein. First Edition: August 2022

Documents / Resources



[hp K4000 Bluetooth Keyboard](#) [pdf] User Manual
KTPA-P006K, KTPAP006K, EMJKTPA-P006K, EMJKTPAP006K, K4000, Bluetooth Keyboard,
K4000 Bluetooth Keyboard