

# hp 4XN67A Internal USB Expansion Kit Instruction Manual


[Home](#) » [HP](#) » [hp 4XN67A Internal USB Expansion Kit Instruction Manual](#) 

## Contents

- [1 hp 4XN67A Internal USB Expansion Kit](#)
- [2 Product Information](#)
- [3 Product Usage Instructions](#)
- [4 POWER](#)
- [5 INSTALLATION INSTRUCTIONS](#)
- [6 WHAT IN THE BOX](#)
- [7 Documents / Resources](#)
  - [7.1 References](#)
- [8 Related Posts](#)



**hp 4XN67A Internal USB Expansion Kit**



## Product Information

The text extract from the user manual pertains to the HP LaserJet 256GB SED (733M6) Solid State Drive Kit. The kit includes a PCA (Printed Circuit Assembly) which is labeled as 1 in the diagram. The kit is compatible with HDDs and SSDs, with varying configurations.

## Product Usage Instructions

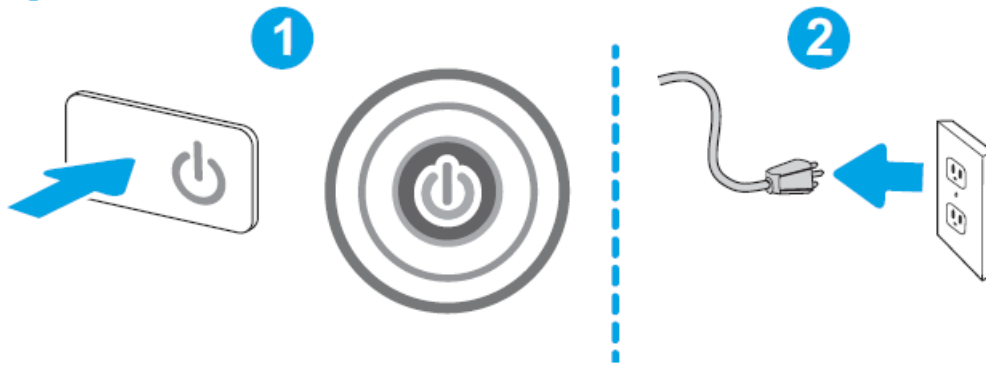
To use the HP LaserJet 256GB SED (733M6) Solid State Drive Kit, follow the steps below:

1. Ensure that the kit is compatible with your HDD or SSD configuration. Refer to the diagram to find the appropriate configuration.
2. If using an HDD or SSD, install it according to the manufacturer's instructions.
3. Install the PCA (labeled as 1 in the diagram) included in the kit according to the manufacturer's instructions.
4. Connect the USB cable to the kit and your computer.
5. Refer to the manufacturer's instructions for configuring and using the HDD or SSD with the kit.

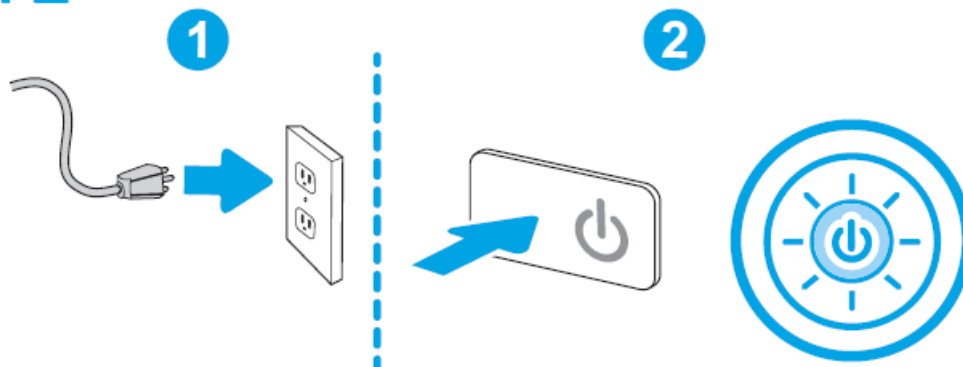
**Note:** For further information and support, visit [www.support.hp.com](http://www.support.hp.com).

## POWER

### 1 HDD/SSD




### 12 HDD/SSD




## INSTALLATION INSTRUCTIONS


## 2 HDD/SSD




## 3 HDD



## 3.1 HDD




## 3.2 HDD







## 5 HDD



## 6 HDD

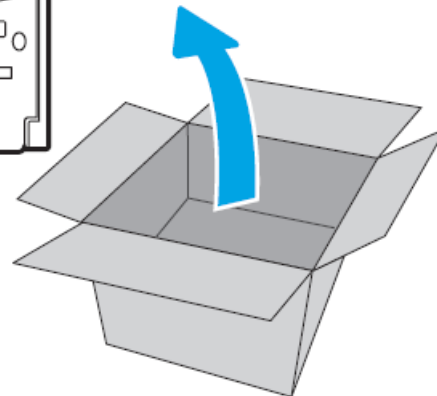
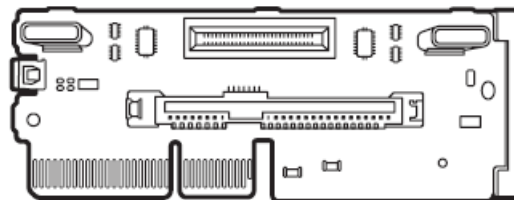


## 6.1 HDD

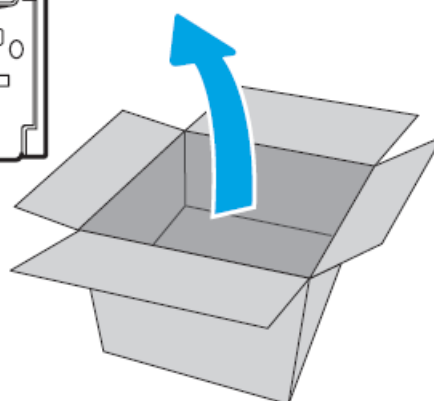
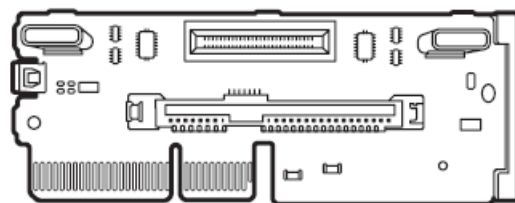


## WHAT IN THE BOX

### 4 HDD




## 9 SSD




SSD

## 7 SSD

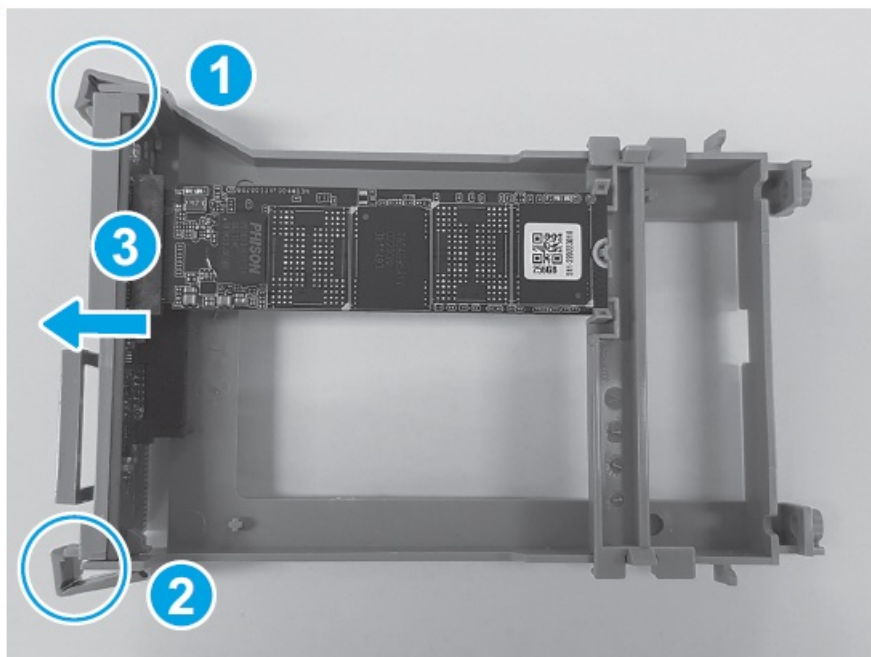




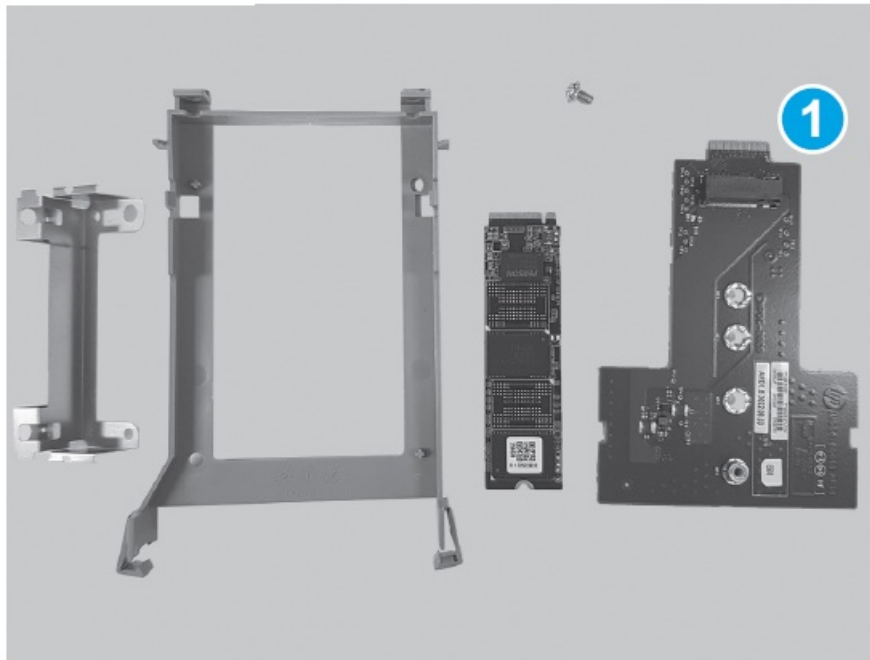
## 7.1 SSD




## 7.2 SSD




## 8 SSD



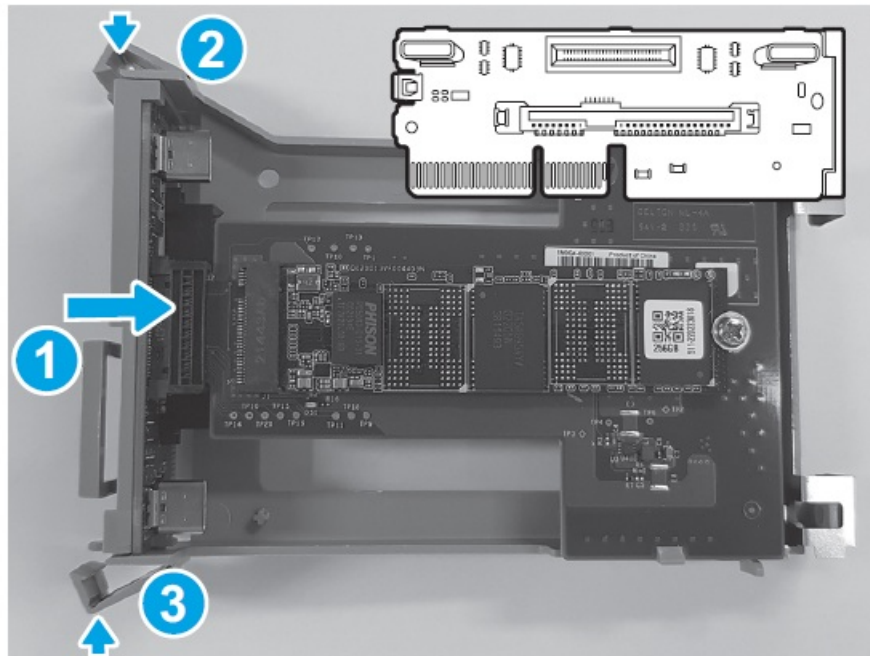
### 8.1 SSD




## 8.2 SSD




## 10 SSD



## 10.1 SSD



## 11 HDD/SSD



- Internal USB expansion kit

**NOTE:** Callout 1 PCA is included in the HP LaserJet 256GB SED Solid State Drive Kit (733M6).

### Restriction on Hazardous Substances Statement (India)


This product, as well as its related consumables and spares, complies with the reduction in hazardous substances provisions of the "India E-waste Rule 2016." It does not contain lead, mercury, hexavalent chromium, polybrominated biphenyls, or polybrominated diphenyl ethers in concentrations exceeding 0.1 weight % and 0.01 weight % for cadmium, except where allowed pursuant to the exemptions set in Schedule 2 of the Rule.

**Tehlikeli Maddelere illiskin Kisitlama ifadesi (Türkiye)**  
Türkiye Cumhuriyeti: AEEE Yönetmeligine Uygundur

acesse:<http://www.hp.com.br/reciclar>.

© Copyright 2023 HP Development Company, L.P. [www.hp.com](http://www.hp.com).

## Documents / Resources

	<p><a href="#">hp 4XN67A Internal USB Expansion Kit</a> [pdf] Instruction Manual 4XN67A Internal USB Expansion Kit, 4XN67A, Internal USB Expansion Kit, USB Expansion Kit, Expansion Kit</p>
---	--

## References

- [hp Laptop Computers, Desktops, Printers, Ink & Toner | HP® Official Site](#)
- [hp support.hp.com](http://support.hp.com)

Manuals+.