

GE SNOWFLAKE StayBright Random Sparkle LED Sparkling Snowflake Hanging Tape Light User Guide


[Home](#) » [GE](#) » GE SNOWFLAKE StayBright Random Sparkle LED Sparkling Snowflake Hanging Tape Light User Guide

Contents [[hide](#)]

- [1 GE SNOWFLAKE StayBright Random Sparkle LED Sparkling Snowflake Hanging Tape Light](#)
- [2 IMPORTANT SAFETY INSTRUCTIONS](#)
- [3 READ ALL INSTRUCTIONS](#)
- [4 SAVE THESE INSTRUCTIONS](#)
- [5 Documents / Resources](#)
 - [5.1 References](#)
- [6 Related Posts](#)



GE SNOWFLAKE StayBright Random Sparkle LED Sparkling Snowflake Hanging Tape Light



IMPORTANT SAFETY INSTRUCTIONS

- **(a)** READ AND FOLLOW ALL SAFETY INSTRUCTIONS
- **(b)** Do not cover this product as the covering may cause the flexible light to overheat and melt or ignite.
- **(c)** Do not operate with the flexible light tightly coiled.
- **(d)** Do not puncture, cut, shorten, or splice the flexible lighting.
- **(e)** Do not route the cord or flexible lighting through walls, doors, windows or any like part of the building structure.
- **(f)** “Do not use if there is any damage to the light or cord insulation. Inspect periodically.”

Do not submerge flexible light in liquids, or use the product in the vicinity of standing water or other liquids. Secure this flexible light using only the hangers or clips provided. Do not secure this product or its cord with staples, nails, or like means that may damage the insulation or permanently attach to the building structure.

 - Do not subject flexible lighting to continuous flexing.
 - Do not install on gates or doors, where subject to flexing.
- **(k)** Do not install in cabinets, tanks or enclosures of any kind.
- **(l)** Do not mount or secure this product in a manner that can cut the outer jacket or damage the cord insulation. Inspect this flexible light carefully before use and discard any flexible light that have broken outer jacket, loose connections, or frayed wire insulation.
- **(m)** This product has a polarized plug (one blade is wider than the other) as a feature to reduce the risk of electric shock. This plug will fit in a polarized outlet only one way. If the plug does not fit fully in the outlet, reverse the plug. If it still does not fit, contact a qualified electrician. Never use with an extension cord unless plug can be fully inserted. Do not alter the plug.
- **(n)** Risk of fire. Do not replace attachment plug. Contains a safety device (fuse) that should not be removed. Discard product if the attachment plug is damaged.
- **(o)** Always unplug this product before installing or replacing fuses.

- **(p) CAUTION:** Risk of Electric Shock. Do not use with extension cord near water or where water may accumulate. For use only on GFCI protected circuits.
- **(q)** Material may become brittle when cold. Do not install where it may be stepped on or subject to physical damage.

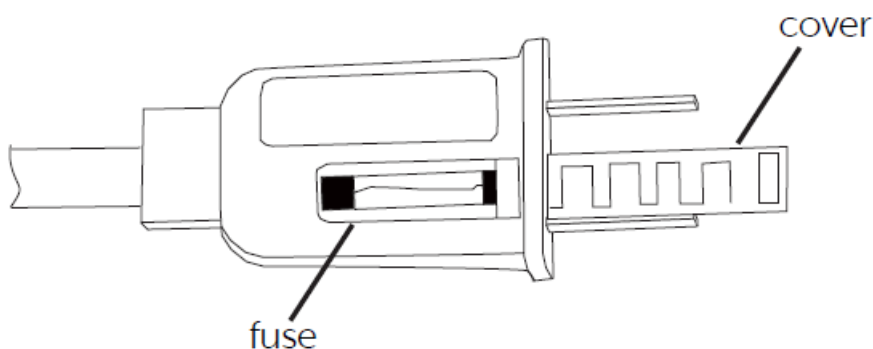
WARNING: When using outdoor use portable lighting products, basic safety precautions should always be followed to reduce the risk of fire, electric shock, and personal injury, including the following:

READ ALL INSTRUCTIONS

- **(a)** Ground Fault Circuit Interrupter (GFCI) protection should be provided on the circuits or outlet to be used for the outdoor use flexible lighting product. Receptacles are available having built-in GFCI protection for this measure of safety.
- **(b)** Use only outdoor extension cords, such as type SW, SOW, STW, STOW, SJW, SJOW, SJTW, or SJTOW. This designation is marked on the wire of the extension cord.

SAVE THESE INSTRUCTIONS

HOW TO REPLACE THE FUSE



This plug contains an electrical fuse a safety feature.

- Disconnect power before replacing the fuse.
- Grasp plug and remove from the receptacle or other outlet device.
- Do not unplug by pulling on the cord.
- Slide open by unscrew the fuse access cover on top of attachment plug.
- Remove old fuse carefully.
- Never attempt to replace the fuse with a higher watt fuse. Use only 5 A, 125 V fuse. Failure to do so may be a fire hazard.
- Set new fuse in holder and reinstall access cover.

MODEL: FCB(J)-XM-CH0085-120V

Item No: 82218LO


Electrical Rating: 120V, 60Hz, 9.3W, 0.082A Size: 28 inches

Operating Temperature: -5°F to 95°F (-20°C to 35°C)

Application: Indoor and Outdoor Use

For questions and/or assistance, call customer service at 1-877-398-7337 or visit us on the web at www.geholidaylighting.com

Documents / Resources

	<p>GE SNOWFLAKE StayBright Random Sparkle LED Sparkling Snowflake Hanging Tape Light [pdf] User Guide</p> <p>SNOWFLAKE StayBright Random Sparkle LED Sparkling Snowflake Hanging Tape Light, SNOWFLAKE, StayBright Random Sparkle LED Sparkling Snowflake Hanging Tape Light, Random Sparkle LED Sparkling Snowflake Hanging Tape Light, Sparkling Snowflake Hanging Tape Light, Snowflake Hanging Tape Light, Hanging Tape Light, Tape Light, Light</p>
---	--

References

-  [The home for holiday lighting](#)