



GE 9T10A1004 Transformer Instruction Manual

[Home](#) » [GE](#) » GE 9T10A1004 Transformer Instruction Manual 

Contents

- [1 GE 9T10A1004 Transformer](#)
- [2 Catalog Number](#)
- [3 JUMPER CONNECTION](#)
- [4 COIL TAP ARRANGEMENT](#)
- [5 Documents / Resources](#)
- [6 Related Posts](#)



GE 9T10A1004 Transformer



Catalog Number

9T10A1004

- 75.0 KVA 60 HZ
- 40 C AMB.
- 3 PH 4.5 % IMP
- 220 C SYSTEM IS-19C
- 150 C RISE

PRIMARY (H)

- 480 VOLTS (LINE-LINE)

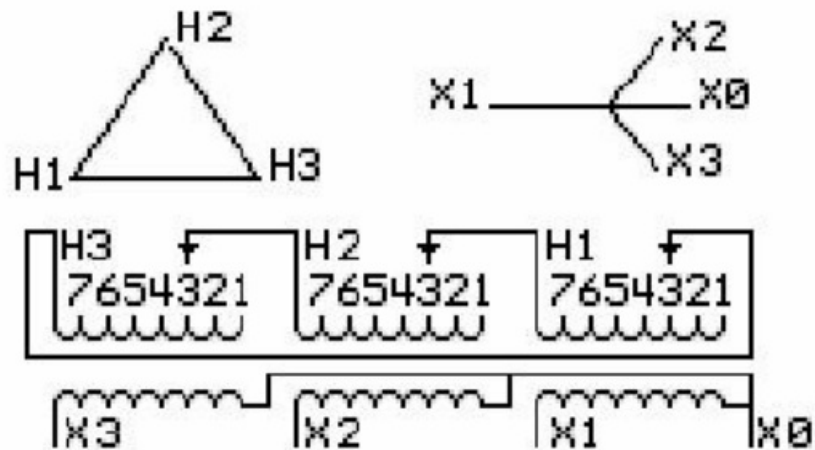
SECONDARY X)

- 208 VOLTS(LINE-LINE)
- 120 VOLTS (LINE-NEUTRAL)

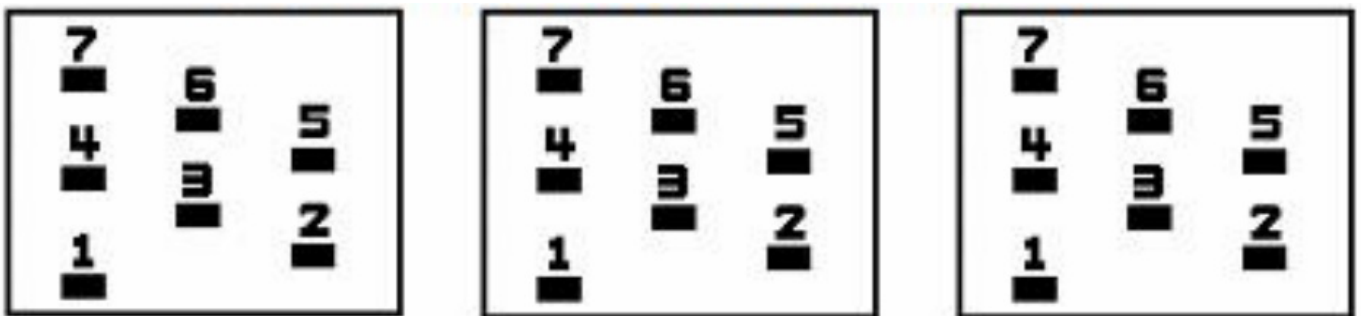
JUMPER CONNECTION

TAP VOLTS

- 1: 502
- 2: 491
- 3:480
- 4: 469
- 5: 455
- 6:444
- 7:433



COIL TAP ARRANGEMENT



ASSEMBLED IN MEXICO


- x3
- H3
- x2
- H2
- X1
- H1

BEFORE HANDLING, INSTALLING AND OPERATING, SEE INSTRUCTION 475A667AAP001

- ALUMINUM CONDUCTOR
- PRIMARY: 10 KV BIL
- SECONDARY: 10 KV BIL

IN ACCORDANCE WITH NEC SECTION 450-9, ALLOW AT LEAST SIX INCHES CLEARANCE FOR VENTILATION. CHECK ADDITIONAL NEC AND LOCAL CODE

Documents / Resources

	<p>GE 9T10A1004 Transformer [pdf] Instruction Manual 9T10A1004 Transformer, 9T10A1004, Transformer</p>
---	--