

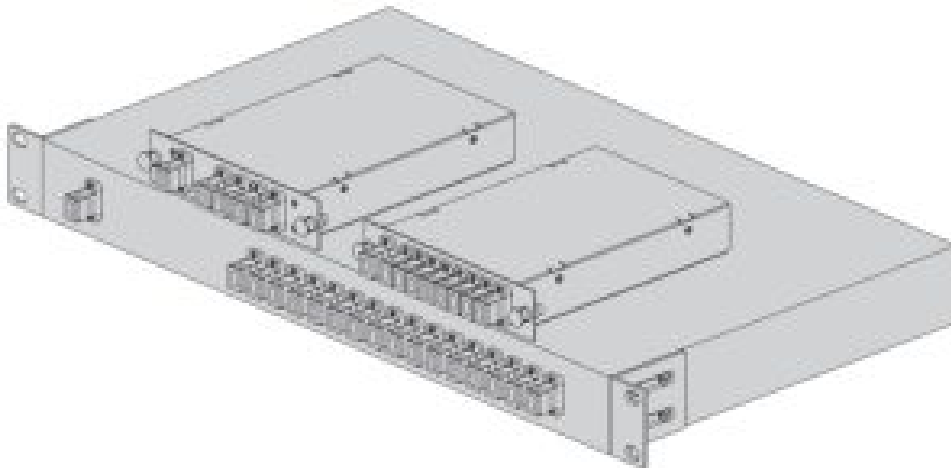


## FS PLC Splitters User Guide

[Home](#) » [FS](#) » FS PLC Splitters User Guide 



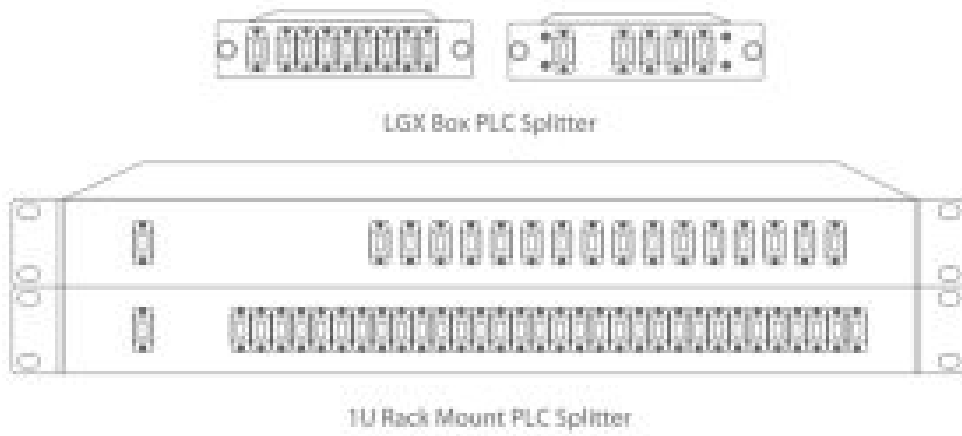
### Splitters User Guide



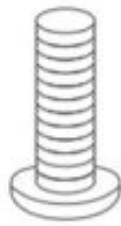
#### Contents

- [1 Product View](#)
- [2 Accessories](#)
- [3 LGX Box PLC Splitter Installation](#)
- [4 1U Rack Mount PLC Splitter Installation](#)
- [5 Compliance Information](#)
- [6 Documents / Resources](#)
- [7 Related Posts](#)

#### Product View



## Accessories



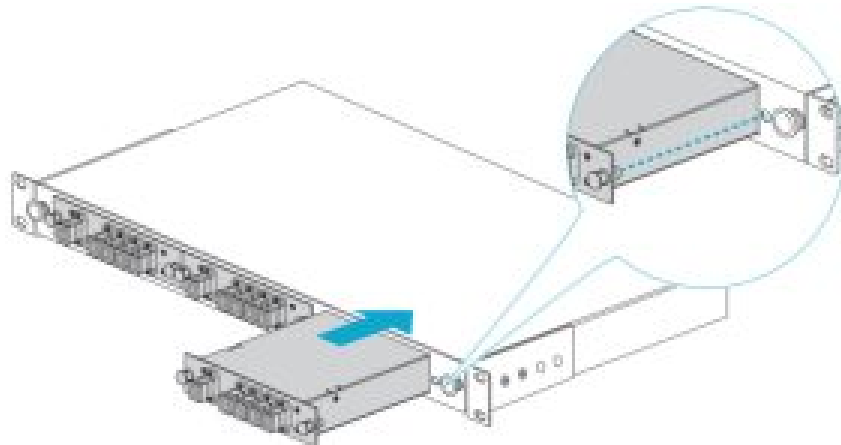
4X



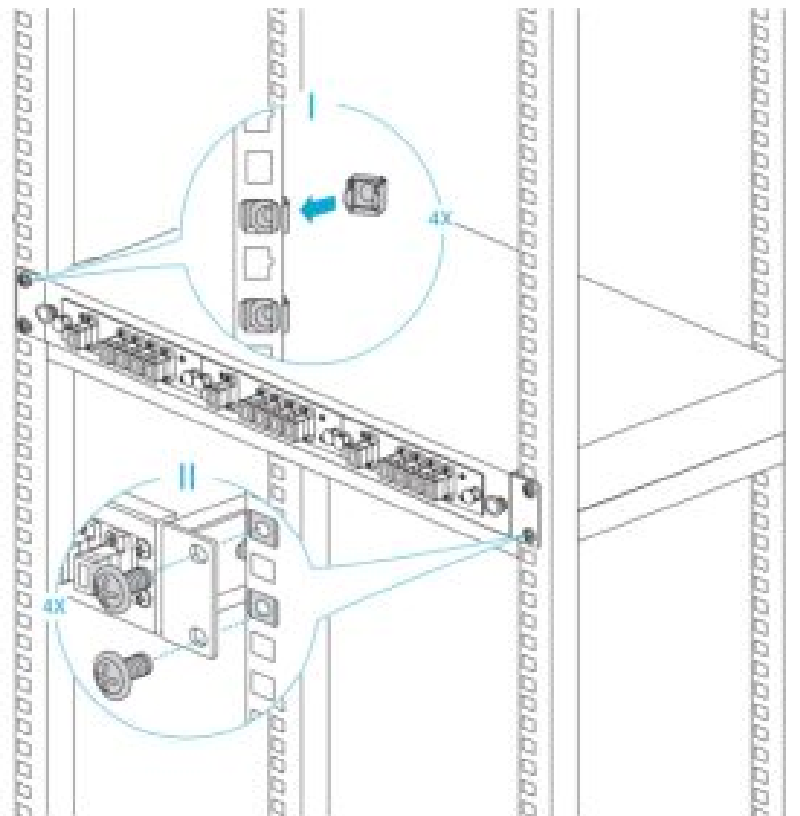
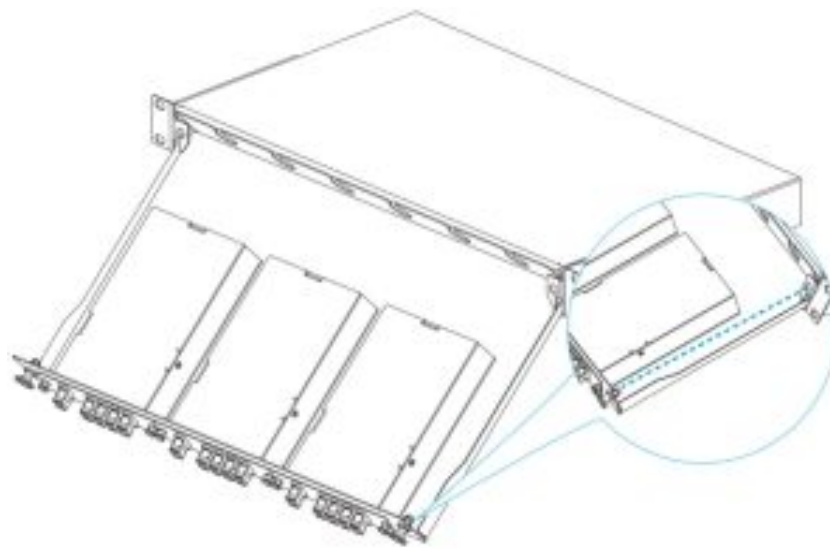
4X

**NOTE:** The LGX Box PLC Splitter comes with no accessory.

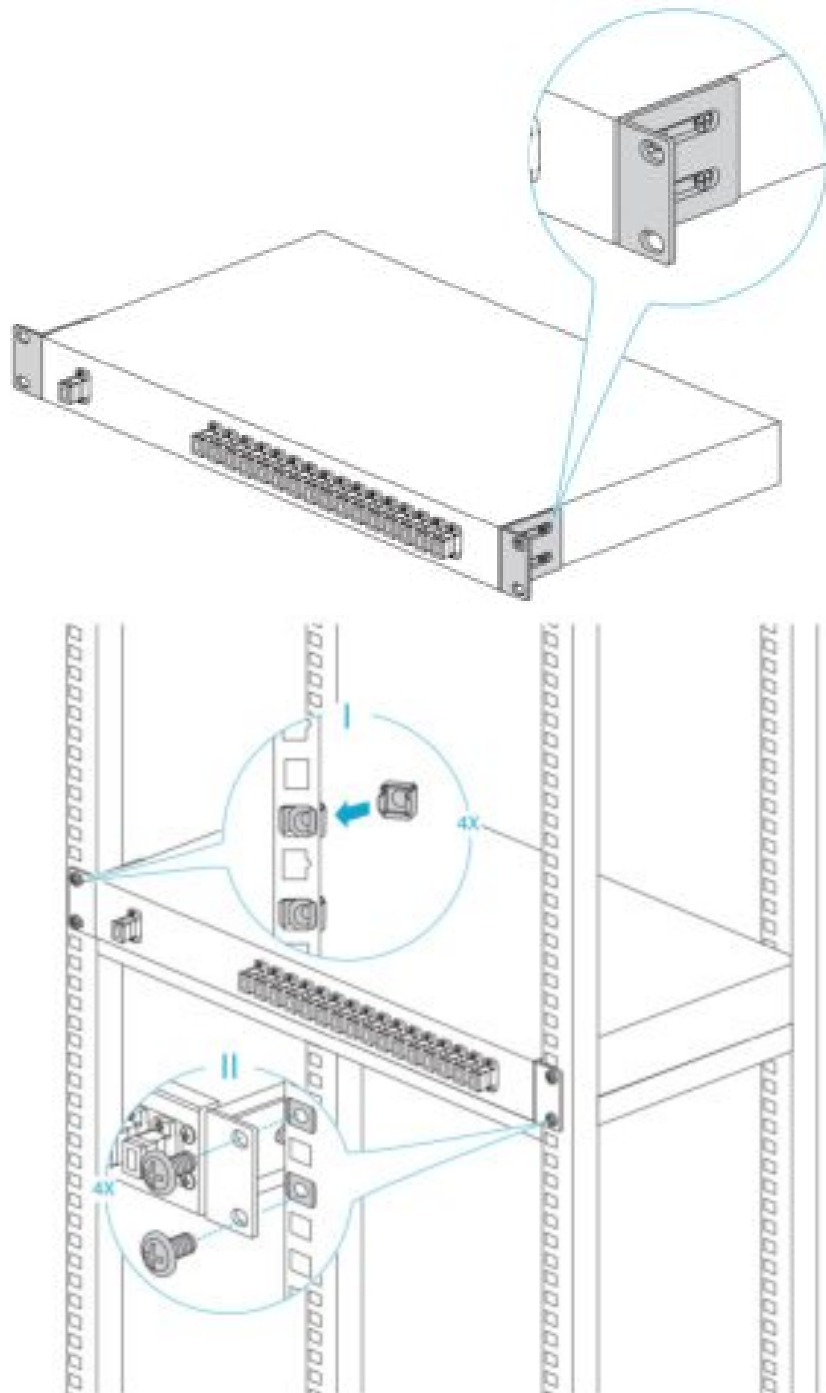
## LGX Box PLC Splitter Installation



**NOTE:** The 1U LGX Box PLC Splitter can be held in the LGX 1U Slide-Out Rack Chassis.



**1U Rack Mount PLC Splitter Installation**



**NOTE:** The 1U Rack Mount PLC Splitter can be directly installed in the rack.

## Compliance Information


**FS.COM** GmbH hereby declares that this device is in compliance with the Directive 2014/30/EU. A copy of the EU Declaration of Conformity is available at [www.fs.com/company/quality\\_control.html](http://www.fs.com/company/quality_control.html)

FS.COM LIMITED  
24F, Infore Center, No.19, Haitian 2nd Rd,  
Binhai Community, Yuehai Street, Nanshan  
District, Shenzhen City

FS.COM GmbH  
NOVA Gewerbepark Building 7, Am  
Gfild 7, 85375 Neufahrn bei Munich, Germany

**Q.C. PASSED**

**Copyright © 2021 FS.COM All Rights Reserved.**

<div><p>PLC SPLITTERS PLC SPLITTER 10/100/1000V AC</p><p>Quick Start Guide</p></div>	<div><a href="#">FS PLC Splitters</a> [pdf] User Guide PLC Splitters</div>
---	--