

# FS LC UPC/APC Field Assembly Connectors User Guide

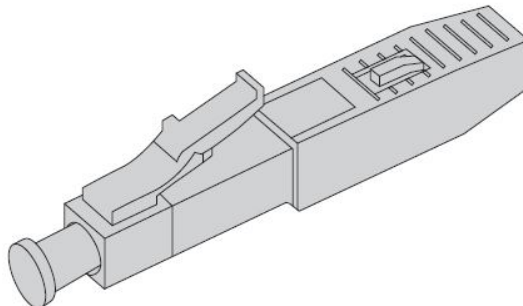
[Home](#) » [FS](#) » FS LC UPC/APC Field Assembly Connectors User Guide 

## Contents

- [1 FS LC UPC/APC Field Assembly Connectors](#)
- [2 Documents / Resources](#)
- [3 Related Posts](#)

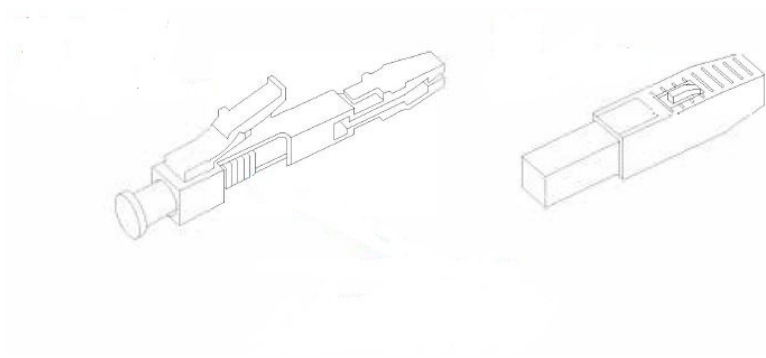


## FS LC UPC/APC Field Assembly Connectors

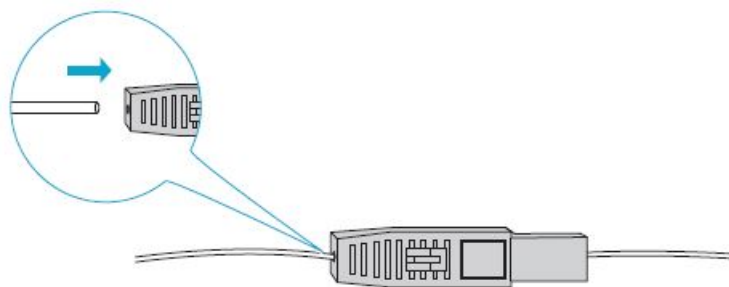
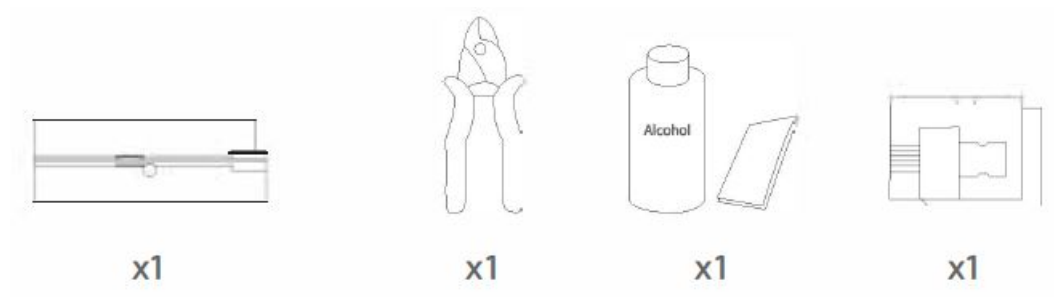


- LC UPC/APC FIELD ASSEMBLY CONNECTORS
- Quick Start Guide

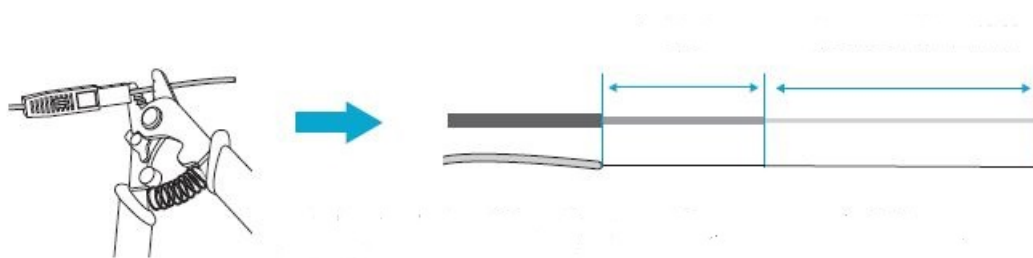
Connector body



### Optional (Not Included)



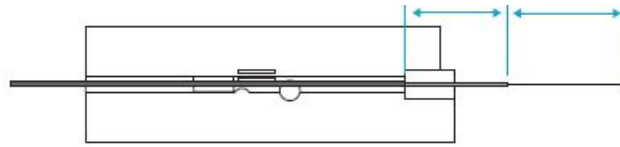
### Over 22mm



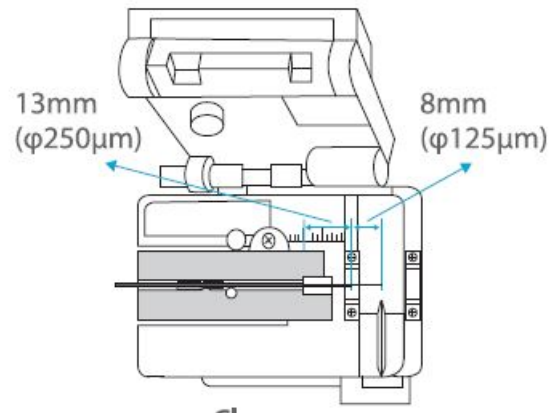
### NOTE:

1. Strip off the 900 $\mu$ m tight buffer to 250 $\mu$ m and 125 $\mu$ m as shown above.
2. Clean the fiber after stripping.

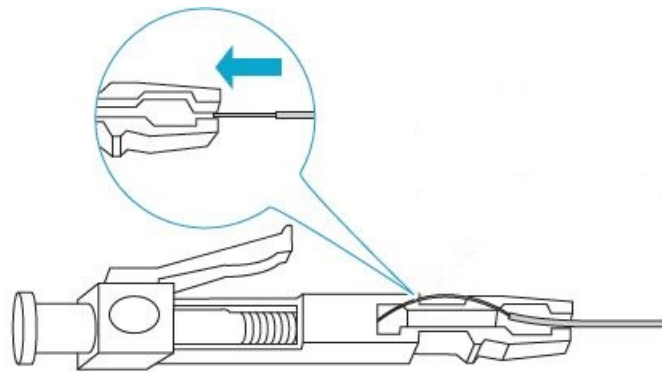
### Over 22mm



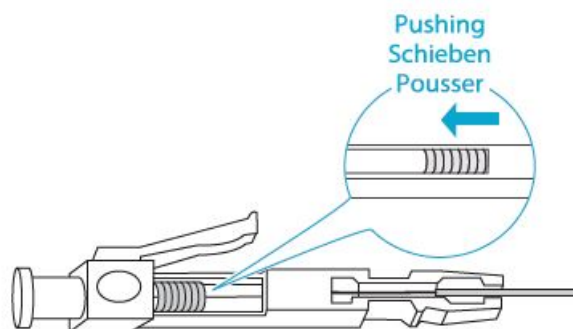
## Length Fixed Instrument



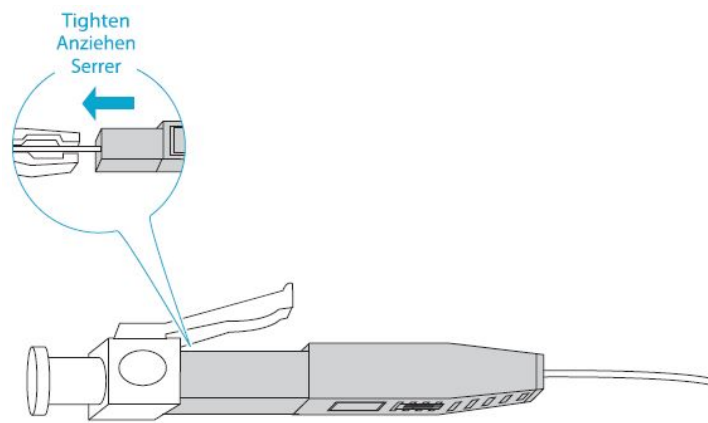
**NOTE:** Cut the bare fiber of 125μm to be 8mm with a cleaver and check the Length.






**NOTE:** Do not break the fiber.



**NOTE:** Push the yellow cover towards the top to lock the fiber.



## Documents / Resources

  <small>LC UPC/APC FIELD ASSEMBLY CONNECTORS LC UPC/APC FIELD ASSEMBLY CONNECTORS FOR USE IN THE FIELD CONNECTORS &amp; ASSEMBLY GUIDE FOR LC UPC/APC Quick Start Guide  Quick Start Assembly Quick Start Assembly Guide</small>	<a href="#">FS LC UPC/APC Field Assembly Connectors</a> [pdf] User Guide LC UPC APC Field Assembly Connectors, Assembly Connectors
--	---

Manuals+.