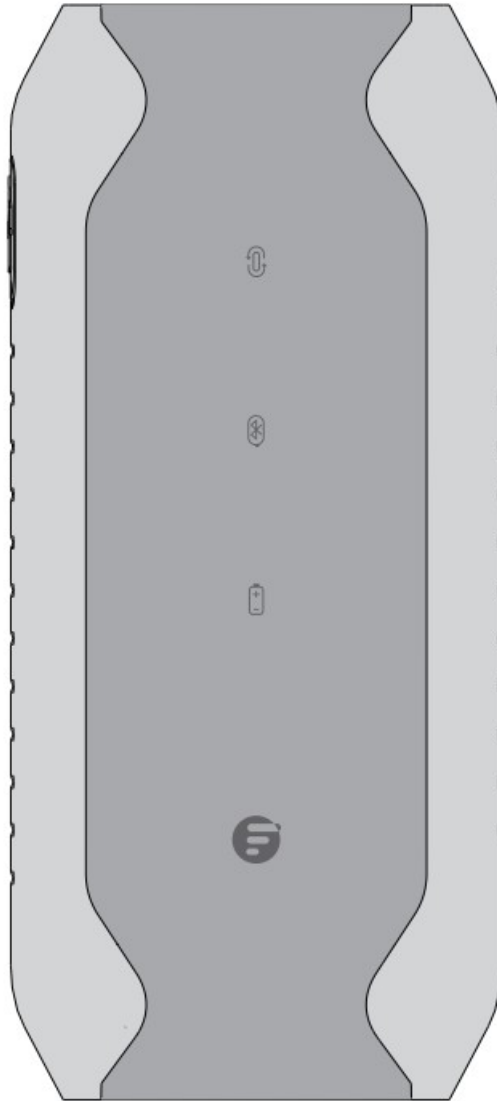




FS 2A2PW092022 Firmware Upgrade Tool Kit User Guide

[Home](#) » [FS](#) » FS 2A2PW092022 Firmware Upgrade Tool Kit User Guide 





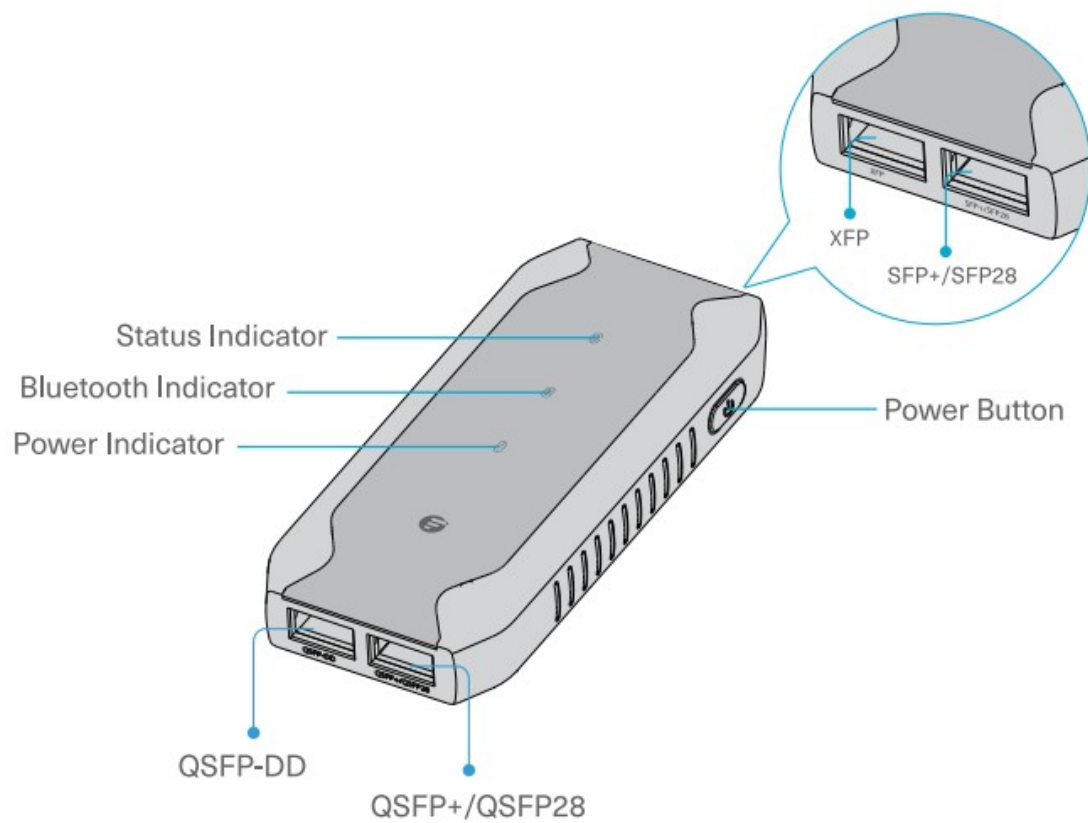
FS-BOX-V4
Firmware Upgrade Tool Kit
Quick Start Guide

Contents

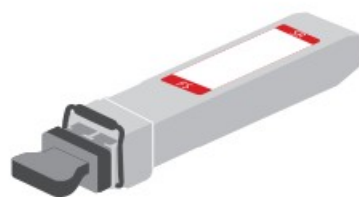
- [1 Introduction](#)
- [2 Supported Transceiver Type](#)
- [3 Hardware Instructions](#)
- [4 Safety Instructions](#)
- [5 Connection Instructions](#)
- [6 Operation Instructions](#)
- [7 Compliance Information](#)
- [8 Documents / Resources](#)
 - [8.1 References](#)
- [9 Related Posts](#)

Introduction


FS-BOX-V4 is recommended to work with FS transceivers & DAC/AQC cables. It is designed to achieve multiple functions such as online configuration compatibility, diagnosing and troubleshooting, and wavelength tuning for tunable transceivers, etc. It has 9 built-in rechargeable lithium-ion batteries, and supports operation on APP via Bluetooth and PC via USB.




Supported Transceiver Type



SFP+/SFP28



XFP



QSFP+/QSFP28



QSFP-DD

Hardware Instructions

1. Short press the power button: Power on.

2. Press the power button for 2s: Power off.
3. After powering (short press the power button or start powering via USB), Bluetooth will be enabled automatically.
4. Indicator light instructions.

Indicators

Indicators	State	Operation
Power	Off	Power Off
	Always Red	Low Battery
	Always White	Normal Charge/ Fully Charged
	Breathing White	Charging
Bluetooth	Off	1.The box is not powered on. 2.The box power is low. 3.The box is paired with a computer.
	Red Light	Waiting for Matching
	White Light	Matching Succeeds
Status	Breathing White	Not Inserted
	Always White	1.Reading Succeeds 2.Configuration Succeeds
	Always Red	1.Reading Failed 2.Configuration Failed
	Blinking White	In Configuration

5. Timed Powered Off: The FS Box will be automatically powered off if there is no operation for 15 minutes (No USB powering).

No operation includes:

1. The box is not connected with the mobile phone via Bluetooth.
2. The transceiver is not inserted while Bluetooth is connected.
3. Bluetooth is connected, and the transceiver is inserted, but there is no next operation.

Safety Instructions

1. Avoid using in a dusty, damp, or near a magnetic field.
2. FS Box uses built-in rechargeable lithium-ion batteries, Do not replace batteries yourself. Keep it away from fire, excessive heat, and direct sunlight. Do not disassemble, modify, throw, or squeeze it.
3. Dispose of the lithium-ion battery in FS Box separately from normal household waste. Follow local laws and guidelines for proper disposal.

Connection Instructions

App: Scan the QR code, download and install the FS.COM APP. For those who have installed the FS.COM APP, you can directly find the 'Tool' section at the bottom of the page, click 'Go to Configure' in the Tool section, and connect to FS-BOX-V4 via the prompts for the app. (Detailed steps can be found in APP Operation).

Web: Log in to airmodulefs.com, connect the FS-BOX-V4 to your PC via USB, download the driver and finish the installation. (Detailed steps can be found in Web Operation).

Operation Instructions

App



<https://img-en.fs.com/file/resources/fs-box-4.0app-en.pdf>

Use the QR code to enter the operation instructions on the APP platform.

Web



<https://img-en.fs.com/file/resources/fs-box-4.0web-en.pdf>

Use the QR code to enter the operation instructions on the Web platform.

Compliance Information

ATTENTION!

Regulatory, Compliance, and Safety Information [https://www.fs.com/products/15\\$6801.html](https://www.fs.com/products/15$6801.html)

Fcc

FCC ID:2A2PW092022

Note: This equipment has been tested and found to comply with the limits for a Class B digital device, pursuant to part 15 of the FCC Rules. These limits are designed to provide reasonable protection against harmful interference in a residential installation. This

equipment generates, uses and can radiate radio frequency energy and, if not installed and used in accordance with the instructions, may cause harmful interference to radio communications. However, there is no guarantee that interference will not occur in a particular installation. If this equipment does cause harmful interference to radio or television reception, which can be determined by turning the equipment off and on, the user is encouraged to try to correct the interference by one or more of the following measures:

—Reorient or relocate the receiving antenna.

- Increase the separation between the equipment and receiver.
- Connect the equipment into an outlet on a circuit different from that to which the receiver is connected.
- Consult the dealer or an experienced radio/TV technician for help.

This device complies with part 15 of the FCC Rules. Operation is subject to the following two conditions:

1. This device may not cause harmful interference, and
2. this device must accept any interference received, including interference that may cause undesired operation.

CAUTION:

Any changes of modifications not expressly approved by the party responsible for compliance could void the user's authority to operate the equipment.

FCC Radiation Exposure Statement:

This device complies with FCC radiation exposure limits set forth for an uncontrolled environment and it also complies with Part 15 of the FCC RF Rules.

This equipment must be installed and operated in accordance with provided instructions and the antenna(s) used for this transmitter must be installed to provide a separation distance of at least 20 cm from all persons and must not be co-located or

Operating in conjunction with any other antenna or transmitter.

End-users and installers must be provided with antenna installation instructions and consider removing the no-collocation statement.

IMDA

Complies with IMDA Standards DA108759

Lithium Battery Caution

- There is a danger of explosion if a battery is incorrectly replaced.
- Replace only with the same or equivalent type. Dispose batteries according to the manufacturer's instructions.
- Disposing a battery into fire, a hot oven, mechanically crushing, or cutting it can result in an explosion.
- Leaving a battery in an extremely hot environment can result in leakage of flammable liquid, gas, or an explosion.
- If a battery is subjected to extremely low air pressure, it may result in leakage of flammable liquid, gas, or an explosion.
- Installation should be done only by a trained electrician who knows all installation procedures and device specifications.

CE

FS.COM GmbH hereby declares that this device is in compliance with the Directive 2014/30/EU, 2014/53/EU, 2011/65/EU and (EU)2015/863.

A copy of the EU Declaration of Conformity is available at www.fs.com/company/quality_control.html.

FS.COM GmbH

NOVA Gewerbepark Building 7, Am Gfild 7, 85375 Neufahrn bei Munich, Germany

UKCA

Hereby, **FS.COM** Innovation Ltd declares that this device is in compliance with the Directive 51 2016 No. 1091, SI 2016 No. 1101, SI 2017 No. 1206 and SI 2012 NO. 3032.

FS.COM INNOVATION LTD

Unit 8, Urban Express Park, Union Way, Aston, Birmingham, B6 7FH, United Kingdom

ISED

IC:29598-092022

CAN ICES-003(B)/NMB-003(B)

This device contains licence-exempt transmitter(s)/receiver(s) that comply with Innovation, Science and Economic Development Canada's licence-exempt RSS(s). Operation is subject to the following two conditions:

1. This device may not cause interference.
2. This device must accept any interference, including interference that may cause undesired operation of the device.

The digital apparatus complies with Canadian
CAN ICES-003(B)/NMB-003(B).

This equipment should be installed and operated with a minimum distance of 20 cm between the radiator and your body.

WEEE

This appliance is labelled in accordance with European Directive 2012/19/EU concerning waste electrical and electronic equipment (WEEE). The Directive determines the framework for the return and recycling of used appliances as applicable throughout the European Union. This label is applied to various products to indicate that the product is not to be thrown away, but rather reclaimed upon end of life per this Directive.

To avoid the potential effects on the environment and human health as a result of the presence of hazardous substances in electrical and electronic equipment, end users of electrical and electronic equipment should understand the meaning of the crossed-out wheeled bin symbol. Do not dispose of WEEE as unsorted municipal waste and have to collect such WEEE separately.

[FS.COM](#) APP






<https://www.fs.com/appdownload.html>



(Q.C. PASSED)

Copyright © 2023 [FS.COM](#) All Rights Reserved.

Documents / Resources

<div><p>FS-SC0018 Firmware Upgrade Tool Kit Toolkit For Firmware-upgrades Kit De Mise à Jour Du Firmware ファームウェアアップグレードツールキット</p><p>Quick Start Guide  Quick Start Anleitung Guide d'utilisation Rapide クイックスタートガイド</p></div>	<p>FS 2A2PW092022 Firmware Upgrade Tool Kit [pdf] User Guide</p> <p>2A2PW092022 Firmware Upgrade Tool Kit, 2A2PW092022, Firmware Upgrade Tool Kit, Upgrade Tool Kit, Tool Kit</p>
--	--

References

- [User Manual](#)