

dB KL15 2-way Active Speaker User Manual

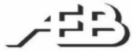
[Home](#) » [dB](#) » dB KL15 2-way Active Speaker User Manual

dB KL15 2-way Active Speaker



CHECK www.dbtechnologies.com FOR THE LAST REVISION OF THIS DOCUMENT, FULL TECH SPECS, AND COMPLETE USER MANUAL

The warnings in this manual must be observed together with the "USER MANUAL – Section 2".



Thank you for choosing a dBTechnologies Product!

The KL15 is a versatile active speaker. It is equipped with one 1" compression driver (1.35" voice coil), and one 15" woofer (2.5" voice coil). The multiple input pattern allows an easy and versatile use. For example the user can connect a dynamic microphone (CH1), an independent source from a mixer (CH2), a Bluetooth MP3 reader (CH3), controlling each volume level. The user can enhance lower and upper frequencies with the convenient DSP preset function. A balanced link output allows the audio connection to a second loudspeaker, choosing among "Mix" or "Line" output type.

Check the site www.dbtechnologies.com for the complete user manual!

Contents [[hide](#)]

- [1 Unpacking](#)
- [2 Easy installation](#)
- [3 Connections, controls, first turn on](#)
- [4 Technical Data](#)
 - [4.1 Amplifier](#)
 - [4.2 Processor and user interface](#)
 - [4.3 Input / Output](#)
 - [4.4 Mechanics](#)
- [5 EMI CLASSIFICATION](#)
- [6 Documents / Resources](#)
- [7 Related Posts](#)

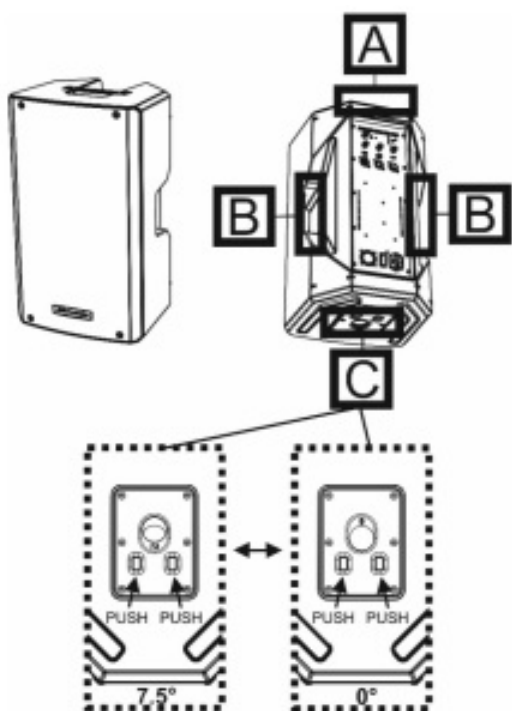
Unpacking

The box contains:

- N°1 KL15
- N°1 Mains cable (VDE)
- This quick start and warranty documentation perfect for gigging bands as well as small venues installations.
The 36 mm pole-mount predisposition is designed for the use on standard pole stand (like a tripod).

Easy installation

KL15 is equipped with:

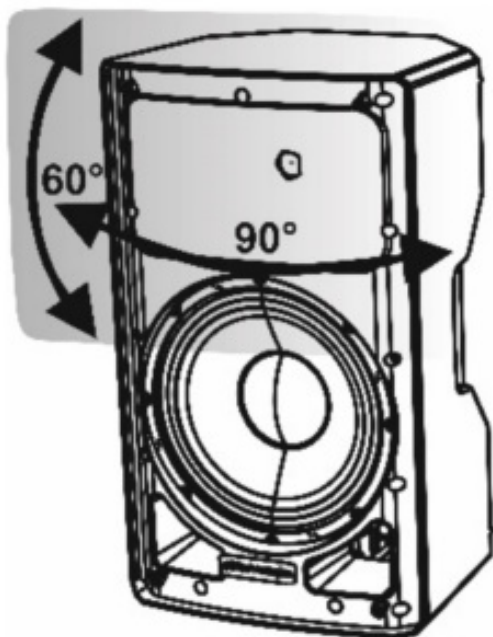


- A** – Upper integrated handle
B – Lateral integrated handles
C – Pole mount hole, with two tilt angles selection ($0^\circ / 7.5^\circ$)

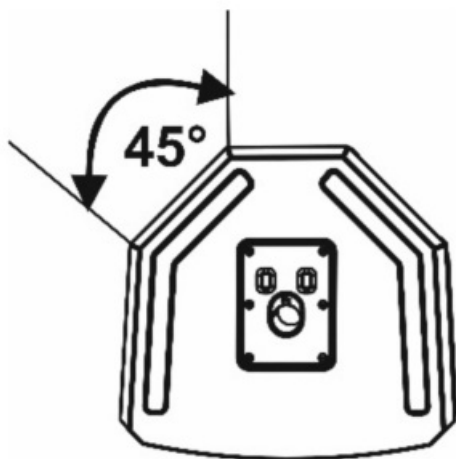


NEVER USE THE HANDLES TO SUSPEND THE SPEAKER!

The acoustical design allows to face different environments. The dispersion pattern is shown in the upper picture. As described, the related pattern data are:



- a) vertical coverage: 60°
b) horizontal coverage: 90°



The rear side inclination, symmetrical, as shown in the upper picture, is 45°. KL15 can be used as a stage monitor in small contexts, in this case please consider the characteristic dispersion pattern presented above.



IT IS MANDATORY TO READ AND FULLY UNDERSTAND THE COMPLETE USER MANUAL FOR THE ADMITTED CONFIGURATIONS OF THE PRODUCT, SAFETY INFORMATION, AND THE PROPER USE OF ACCESSORIES (IF ANY)

Connections, controls, first turn on

All the connections and controls are in the amplifier panel side

CH1:

1. Audio Combo Input (for XLR or TRS connectors)
2. Line/Mic selector
3. Mic/Line Volume Control

CH2:

4. Audio Input (Balanced / TRS)
5. Line Volume control

CH3 (Bluetooth):

6. BT status sync LED
7. BT Volume Control

MASTER SECTION

8. DSP Preset switch
9. Balanced audio output
10. Link/Mix switch
11. Master Volume with control LEDs

MAINS SECTION

12. VDE MAINS INPUT
13. ON-OFF SWITCH



- a)** Connect the audio input (1). The combo connector allows a TRS or XLR connection. In case of a dynamic microphone, plug it and select “Mic” in the Audio input sensitivity switch (2). In the other cases check that the switch is set on “Line”. Adjust the level of Volume (3).
- b)** Connect a second input, depending on the kind of connection (XLR/TRS), then adjust the related volume level.
- c)** If needed, enable with the switch (7) the Bluetooth receiver. Pair it with a visible device (ex. a MP3 reader).
- d)** If you need to link KL15 to another one, please use a cable with XLR connectors (not supplied). Connect the Link output (9) of the first, to the balanced Input (1) of the second one. In the second loudspeaker, please check that Selector (2) is set on “Line” position and that Volume (3) is set to the correct value.
- e)** Set properly the DSP preset switch (8), choosing between “Playback”, “Flat”, Bass Boost” or “Wedge” configuration.
- e)** Plug properly the mains VDE input cable (supplied) in the related input (12). Check that the audio source is set on the minimum level. Then switch the POWER switch (13) to “ON” position. Increase gradually the volume of the audio source to the desired level.

Check the site www.dbtechnologies.com for further information, for added accessories and for the complete user manual

Technical Data

Speaker Type	2-way active speaker
Usable Bandwidth [-10 dB]	48 – 18000 Hz
Frequency Response [-6 dB]	52 – 17000 Hz
Max SPL (1 m)	128 dB
HF compression driver	1 " Exit
HF voice coil	1.35"
LF	15"
LF Voice Coil	2.5"
Horizontal dispersion	90°
Vertical dispersion	60°

Amplifier

Amp: Class-D + A/B– Active Fan cooling

Peak Power	800 W
Operating voltage (factory set):	220-240V~ (50-60Hz) or 110-120V~ (50-60 Hz)

Processor and user interface

Controller	28/56 bit
AD/DA Conversion	-24 bit, 48 kHz
Advanced DSP functions	FIR
Limiter	Peak, RMS, Thermal
Controls	Line/mic, Channel Volume, Link/Mix, Presets

Input / Output

Mains connections	VDE
Signal Inputs	3 channels (Combo, XLR+trs, Bluetooth)
Signal Out	(Balanced) 1x XLR OUT (LINK)

Mechanics

Housing	Polypropylene
Handles	3 (2 on sides. 1 on the top)
Width	430 mm (16.92 in)
Height	722 mm (28.44 in)
Depth	402 mm (15.82 in)
Weight	19.3 kg (42.54 lbs).



Scan with your QR Reader App to download the complete User Manual

POWER SUPPLY SPECIFICATIONS (POWER ABSORPTION)

Draw at 1/3 of full power in maximum use conditions(): 1.4 A (220-240V~) – 2.7 A (100-120V~)**

*** INSTALLER NOTES: The values refer to 1/3 of full power, in heavy operating conditions (music program with frequent clipping or*

activation of the limiter). We recommend sizing according to these values in case of professional installations and tours.

Download the complete user manual from the site:
www.dbtechnologies.com/EN/Downloads.aspx

EMI CLASSIFICATION

According to the standards EN 55032 and EN 55035 this equipment is designed and suitable to operate in class B electromagnetic environments.

FCC ID: 2ADDV-TLSYA12

FCC CLASS B STATEMENT ACCORDING TO TITLE 47, PART 15, SUBPART B, §15.105

This equipment has been tested and found to comply with the limits for a Class B digital device, pursuant to part 15 of the FCC Rules.

These limits are designed to provide reasonable protection against harmful interference in a residential installation. This equipment generates, uses and can radiate radio frequency energy and, if not installed and used in accordance with the instructions, may cause harmful interference to radio communications. However, there is no guarantee that interference will not occur in a particular installation. If this equipment does cause harmful interference to radio or television reception, which can be determined by turning the equipment off and on, the user is encouraged to try to correct the interference by one or more of the following measures:

1. Reorient or relocate the receiving antenna.
2. Increase the separation between the equipment and receiver.
3. Connect the equipment into an outlet on a circuit different from that to which the receiver is connected.
4. Consult the dealer or an experienced radio/TV technician for help.

Changes or modifications not expressly approved by the party responsible for compliance could void the user's authority to operate the equipment.

The Bluetooth® word mark and logos are registered trademarks owned by Bluetooth® SIG, Inc. and any use of such marks by AEB Industriale SRL is under license. Other Trademarks and trade names are those of their respective owner.

RED CERTIFICATION

Hereby, AEB Industriale declares that KL loudspeaker is in compliance with Directive 2015/53/EU, in reference to the following harmonized standards:

Health & Safety EN 62479 / EN 62368-1+A11

EMC EN 301 489-1 V2.2.0, EN 301 489-9 V2.1.1, EN 55032, EN 55035

Spectrum EN 300 328 V2.1.1

SIMPLIFIED EU DECLARATION OF CONFORMITY

The full text of the EU declaration of conformity is available at the following internet address:

<http://www.dbtechnologies.com/en/downloads>

Features, specification and appearance of products are subject to change without notice. dBTechnologies reserves the right to make changes or improvements in design or manufacturing without assuming any obligation to change or improve products previously manufactured.

dBTechnologies

Documents / Resources



[dB KL15 2-way Active Speaker](#) [pdf] User Manual
dB, KL15, 2-way, Active, Speaker