




## BT Smart Hub 2 Router Installation Guide

[Home](#) » [BT](#) » BT Smart Hub 2 Router Installation Guide 

### BT Smart Hub 2 Router Installation Guide



#### Contents

- [1 Let's set up your hub](#)
- [2 What your hub lights mean](#)
- [3 Documents / Resources](#)
  - [3.1 References](#)
- [4 Related Posts](#)

### Let's set up your hub

#### 1. Connect your Smart Hub 2

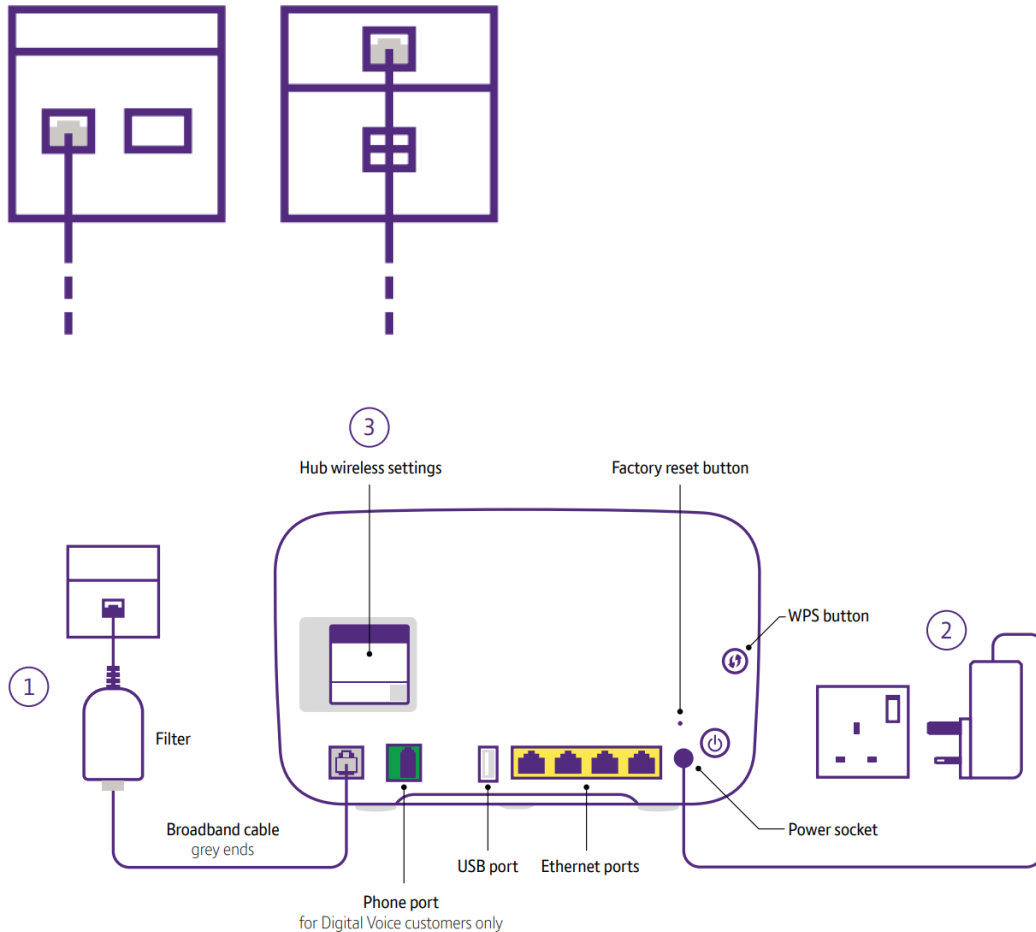
Plug the broadband cable (grey ends) into your Smart Hub and the other end into your master phone socket. Depending on the socket type, you might need to use the filter that came in the box.

#### 2. Power up

Slide the two parts of the power supply until they click into place. Connect the hub and turn it on. After at least three minutes, a blue light will show that your hub is ready.

3. **Connect your devices** Use your hub's network name and password to connect your devices to the internet. They're on the back of the hub. To quickly connect, you can scan the QR code with your device's camera. If your device supports WPS, press the WPS button on the side of the hub and follow your device's instructions to connect.

## DOUBLE MASTER SOCKET (NO FILTER NEEDED)



The My BT app is the quickest, easiest way to manage your account on the go, check your usage and get a helping hand with all your BT products. Search 'My BT' in your app store to download.

### Manage your hub

Access the Hub Manager to manage your hub settings, change the hub's name or change passwords. Type 192.168.1.254 into a browser to view the Hub Manager.



### What your hub lights mean



**BLUE**

**Your hub is connected to your broadband okay.**

If you can't get online, it might be your device. Try switching your device off and on.



**NO LIGHT**

**The power is off or the lights have been turned off using the Hub Manager.** Check that the hub is plugged in, switched on and that its lights haven't been turned off in the Hub Manager. If this doesn't fix your issue call us on the number below.



**GREEN**

**Your hub is starting up.**

Wait for at least three minutes for it to turn blue. If it stays green, turn your hub off and on again. If the light still doesn't turn blue, use a paper clip to press your hub's factory reset button. If this doesn't fix your issue call us on the number below.



**FLASHING ORANGE**

**Your hub is connecting to broadband.**

Give it at least three minutes to connect. The light will turn blue when your hub is ready.



**FLASHING PURPLE**

**Your hub is working but the broadband cable isn't connected.**

Check if the broadband cable (grey ends) is plugged in correctly. And if you're using a filter, check that's plugged in correctly too.



**ORANGE**

**Your hub is working but isn't connected to the Internet.**

Connect a device to your hub. Open a new web browser window and follow the on-screen help wizard to get connected.



**RED**

**There's a problem somewhere.**

Using the Power button, turn your hub off and on again. If the light still doesn't turn blue, use a paper clip to press your hub's factory reset button. If this doesn't fix your issue call us on the number below.



**WPS BUTTON FLASHING**

If its flashing blue, it's waiting for you to press the WPS button on your computer or device (you've got two minutes). If it's flashing red, it didn't connect — give it a couple of minutes and try again.

### Need more help?

#### Go to [bt.com/help](https://bt.com/help)

It's the quickest and easiest way to get help, all day, every day.

#### Chat with us online at [bt.com/chat](https://bt.com/chat)

We're here to help seven days a week between 7am and 11pm.

#### Call us on 0800 800150


Any time between 8am and 9pm. Make sure you're next to your hub with a computer or device if you call.

" Calls to our helpdesk made from the UK mainland and mobile networks are free. International call costs vary.

#### Get help from other users

Join the conversations in the BT Community forum at [bt.com/community](https://bt.com/community)

## Documents / Resources

	<p><a href="#">BT Smart Hub 2 Router</a> [pdf] Installation Guide Smart Hub 2 Router, Smart Hub, 2 Router</p>
--	---

## References

- [BT](#) [BT Help | Get support with BT products and services | BT Help](#)
- [BT](#) [Welcome to BT's official support community.](#)
- [BT](#) [BT Help | Get support with BT products and services | BT Help](#)