

BT Helpful Hearing Accessibility Features For Your Android Device User Guide

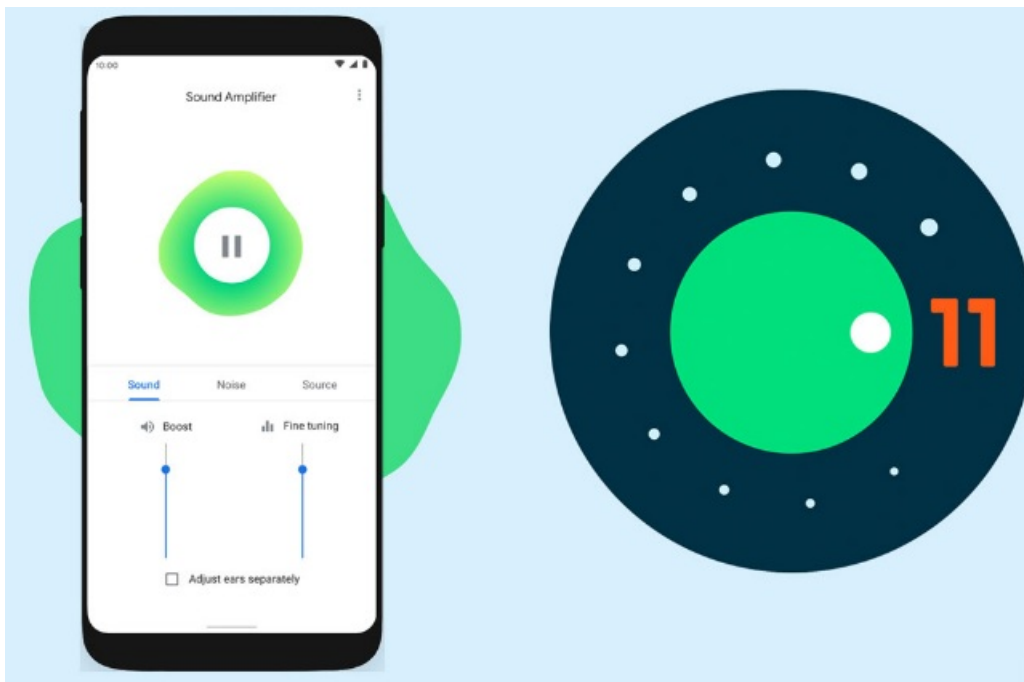
[Home](#) » [BT](#) » BT Helpful Hearing Accessibility Features For Your Android Device User Guide 

Contents

- 1 BT Helpful Hearing Accessibility Features For Your Android Device
- 2 INTRODUCTION
- 3 Audio Balance
- 4 Sound Amplifier
- 5 Live Caption
- 6 Live Transcribe
- 7 Sound Notifications
- 8 Hearing Aids
- 9 Free apps
- 10 Further information
- 11 Documents / Resources
 - 11.1 References
- 12 Related Posts



BT Helpful Hearing Accessibility Features For Your Android Device



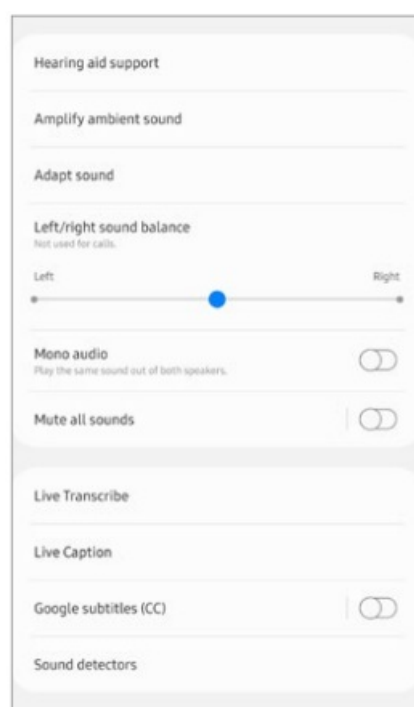
INTRODUCTION



- This guide covers some of the most popular accessibility features on your Samsung, Doro, Nokia or other Android devices. It will enable you to customise your device to your individual needs. If you have a hearing impairment, getting to grips with some of these features may make everyday tasks a little easier.


What you'll learn

- Useful accessibility features.
- Helpful apps.
- here to go to find further information and support.



The exact steps to access these features may be slightly different based on the model of your device.

For accessibility settings :

1. On your device, open Settings .
2. Select Accessibility.
3. Then follow the individual feature steps as outlined below.

Audio Balance



You can adjust the volume balance on your device so that sound is louder in the left or right speaker, hearing aid or headphone. This can be very helpful if your hearing is better in one ear than the other.

Setting Audio Balance in the accessibility menu .


1. Scroll down to the Audio and On-Screen Text section.
2. Move the slider for Audio balance to the left or right to add more volume to the left or right ear.

Sound Amplifier



Your device can boost sound, filter background noise and fine tune to how you hear best.

Enabling Sound Amplifier:

1. Download the Sound Amplifier app free from Google Play.
2. After installing the app, on your device, open Settings .
3. Select Accessibility.
4. Scroll down to the Audio and On-Screen Text section and select Caption Preferences.
5. Set the toggle switch for Show captions to On.
6. Select Colour correction.
7. Choose a correction mode.
8. The colour bars at the top of the screen will show you the difference each filter makes.

Live Caption



Live Caption can display text subtitles during video playback on your device. It automatically captions videos, podcasts, phone calls, video calls and audio messages. You can also change the size of captions and how they are displayed.

Enabling Live Caption in the accessibility menu :

1. Scroll down to the Audio and On-Screen Text section and select Caption Preferences.
2. Set the toggle switch for Show captions to On

Live Transcribe



With Live Transcribe, you can see words appear on your phone as they're spoken. Whether you're ordering a coffee or meeting someone new.

Enabling Live Transcribe:

1. Download Live Transcribe app free from Google Play.
2. Tap the Live Transcribe app.
3. Hold your device microphone, usually located at the bottom of your device, near the person or sound that you want to capture.

Sound Notifications



Sound Notifications listens for certain sounds, from fire alarms and doorbells, to a baby crying or dogs barking. When it detects one of these sounds it will attract your attention with a vibration or flashing light.

Sound Notifications is a feature of the free Live Transcribe app.

Enabling Sound Notifications:

1. Download the Live Transcribe app free from Google Play.
2. After installing the app, on your device, open Settings .
3. Select Accessibility.
4. Select Sound Notifications .
5. Tap Open Sound Notifications.
6. Tap Sound Notifications shortcut to choose how to activate the sound notifications feature.

Hearing Aids



Many hearing aids can be paired with your device. This allows you to control the volume, adjust your sound preferences, and select specific hearing programs for different environments. Check the user manual or the manufacturer's website to ensure your device works with your hearing aids.

Connecting a hearing aid:

1. On your device, open Settings .
2. Select Connected devices.
3. Select Pair new device.
4. Choose your hearing aid from the list of available devices.

Free apps



- **Braci Sound Alert**

Record any sound (e.g. a doorbell, smoke alarm, baby crying) and the app will display an on-screen alert when it hears it. braci.co



- **Google Translate**

Google Translate can be a simple way to convert spoken language into written words, and vice versa. translate.google.com/about



- **Relay UK**

Helping people with hearing and speech difficulties communicate with anyone over the phone, using the national relay service. relayuk.bt.com

Further information



- **Android**

Find more information on the built-in accessibility features for your Samsung, Doro, Nokia or other Android devices. android.com/intl/en_uk/accessibility



- **AbilityNet**

The My Computer My Way guides offer step by step instructions on how to adapt your device to meet your needs. mcmw.abilitynet.org.uk



- **Local Council**

All local councils have a team that may be able to offer digital tech support. The type and availability of support may differ depending on location. Contact your council and ask for the sensory



team.gov.uk/find-local-council

- **RNID**

The Royal National Institute for Deaf People is the charity working to make life fully inclusive for people with hearing loss or tinnitus. rnid.org.uk




- **Uswitch**

A comprehensive guide to smartphone accessibility. uswitch.com/mobiles/guides/smartphone-accessibility









All third party trade mark rights are acknowledged

- For further accessibility features and information on BT's products and services, head to bt.com/accessibility

Documents / Resources

	<p>BT Helpful Hearing Accessibility Features For Your Android Device [pdf] User Guide Helpful Hearing Accessibility Features For Your Android Device</p>
---	--

References

-  [Innovative Accessible Phones, Devices and Settings | Android](#)
-  [Braci | Sound Recognition Platform](#)
-  [maintenance](#)
-  [Find your local council - GOV.UK](#)
-  [Simple 'how to' guides to make your device easier to use | My Computer My Way](#)
-  [Relay UK - homepage | Relay UK](#)
-  [RNID - National hearing loss charity](#)
-  [Smartphone accessibility: a comprehensive guide](#)