



[Home](#) » [2E](#) » [2E-IF30A Floor Fan User Manual](#) 



FLOOR FAN

User's manual



2E-IF30A




**2E-IF30C, 2E-IF35C,
2E-IF45C**

Contents [[hide](#)]

- 1 2E-IF30A Floor Fan
- 2 ASSEMBLY INSTRUCTIONS
- 3 TECHNICAL DATA
- 4 OPERATING INSTRUCTIONS
- 5 COMPLETE SET
- 6 TILT ADJUSTMENT
- 7 FAN STORAGE
- 8 SERVICE INSTRUCTIONS
- 9 CLEANING/MAINTENANCE
- 10 DISPOSAL
- 11 ENVIRONMENTAL PROTECTION
- 12 WARRANTY CARD
- 13 Documents / Resources
 - 13.1 References

2E-IF30A Floor Fan

 Please read and comply with these original instructions prior to the initial operation of your appliance and store them for later use or subsequent owners.

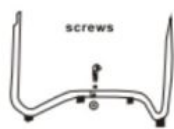
CAUTION

1. If the power cord is damaged, it must be replaced with a special cord or kit provided by the manufacturer or service.
2. Children should be supervised to ensure that they do not play with the appliance.
3. This appliance can be used by children aged from 8 years and above and persons with reduced physical, sensory or mental capabilities or lack of experience and knowledge if they have been given supervision or instruction concerning use of the appliance in a safe way and understand the hazards involved. Children shall not play with the appliance. Cleaning and maintenance by the consumer shall not be carried out by unsupervised children.
4. To reduce the risk of Injury disconnect from power supply before servicing.

ASSEMBLY INSTRUCTIONS

Carefully unpack the carton, take out the master part and the screws Fan Base / Head assembly.


For Floor Fan series, connect the base by screw as well first (Picture 1), and then fasten and assemble it (Picture 2).



(Picture 1)



(Picture 2)



TECHNICAL DATA

Data / Model:	2E-IF30A	2E-IF30C	2E-IF35C	2E-IF45C
Power supply:	220-240 V – / 50 Hz			
Power:	60 W		65 W	100 W
Diameter:	30 cm		35 cm	45 cm
RPM:	1150 rpm		1250 rpm	1350 rpm
Net weight:	2,3 kg		2,4 kg	5,2 kg

OPERATING INSTRUCTIONS

STEP 1. Set the fan base on dry, level surface.

STEP 2. Please make sure the on/speed knob is in the off position. Plug cord into the specified voltage AC outlet.

STEP 3. The speed is adjusted by moving the knob to the desired setting.

COMPLETE SET

Base, set of screw and nuts, protection cover, user manual.

TILT ADJUSTMENT

To change the tilting angle of the fan head, move the fan head to the desired angle by your hands (can lock by passing the locked knob in necessity).

FAN STORAGE

You fan can be stored in the off-season either partially disassembled or assembled. It is important to keep it in a safe, dry location.

- If stored disassembled, we recommend using the original (or appropriated sized) box.
- If stored assembled or partially assembled remember to protect the fan head from dust.

SERVICE INSTRUCTIONS

1. DO NOT attempt to repair or adjust any electric or mechanical functions on this unit.
Doing so will void the warranty.
2. If you have any questions regarding the unit's operation or believe any repair is necessary, please write to our consumer service department.

CLEANING/MAINTENANCE

Follow these instructions to correctly and safely care for your power fan:

- Always unplug the fan before cleaning or disassembling.
- Do not allow water to drip on or into the fan motor housing.
- Do not use any of the following as a cleaner: gasoline, thinner or benzine.

Additional information for models: 2E-IF30A, 2E-IF30C			
Description	Symbol	Value	Unit
Maximum fan flow rate	F	36,00	m ³ /min
Fan power input	P	60	W
Service value	SV	0,9	(m ³ /min)/W

Standby power consumption	PSB	0	W
Fan sound power level	LWA	45	dB(A)
Maximum air velocity	C	7,20	m/s
Measurement Standard for Operational Value	EN IEC 55014-1: 2021 EN IEC 61000-3-2:2019+A1:2021 EN 61000-3-3:2013+A1:2019+A2:2021 EN IEC 55014-2: 2021		
Contact details for obtaining more information	FC «ERC», Marka Vovchka st., bldg. 18-A, Kyiv city, 04073, Ukraine. Brand official website: https://2e.ua/en		

Additional information for models: 2E-IF35C			
Description	Symbol	Value	Unit
Maximum fan flow rate	F	60	m ³ /min
Fan power input	P	65	W
Service value	SV	0,93	(m ³ /min)/W
Standby power consumption	PSB	0	W
Fan sound power level	LWA	50	dB(A)
Maximum air velocity	C	8,30	m/s
Measurement Standard for Operational Value	EN IEC 55014-1: 2021 EN IEC 61000-3-2:2019+A1:2021 EN 61000-3-3:2013+A1:2019+A2:2021 EN IEC 55014-2: 2021		

Contact details for obtaining more information	FC «ERC», Marka Vovchka st., bldg. 18-A, Kyiv city, 04073, Ukraine. Brand official website: https://2e.ua/en
--	--



Additional information for models: 2E-IF45C			
Description	Symbol	Value	Unit
Maximum fan flow rate	F	100	m ³ /min
Fan power input	P	100	W
Service value	SV	1,12	(m ³ /min)/W
Standby power consumption	PSB	0	W
Fan sound power level	LWA	55	dB(A)
Maximum air velocity	C	9,50	m/s
Measurement Standard for Operational Value	EN IEC 55014-1: 2021 EN IEC 61000-3-2:2019+A1:2021 EN 61000-3-3:2013+A1:2019+A2:2021 EN IEC 55014-2: 2021		
Contact details for obtaining more information	FC «ERC», Marka Vovchka st., bldg. 18-A, Kyiv city, 04073, Ukraine. Brand official website: https://2e.ua/en		

DISPOSAL



Pay attention to the labeling of packaging materials for separate waste collection, which are marked with abbreviations (a) and numbers (b) with the following meaning: 1-7: plastic / 20-22: paper and fiberboard / 80-98: composite materials.

ENVIRONMENTAL PROTECTION

	<p>Waste electrical production should not be disposed of with household waste. Please recycle where facilities exist. Check with your local Authority or retailer for recycling advice.</p>
	<p>Contact your local waste disposal authority for more details on how to dispose of your worn-out product.</p>

WARRANTY CARD

This product provides a 24-months warranty service from the date of purchase.

- If there is a quality problem within the range of normal use, we provide warranty service.
- After purchasing our company's products, please keep this product together with invoices and other items. When maintenance services are needed, please provide information according to our company's request.
- In the case where the warranty is damaged or altered, and no stamp of the sales store on the warranty, the warranty service may be not be provided.
- Damage causes by use beyond the normal range of use is not covered by the warranty service.
- The content of the warranty scope shall be subject to the content recognized by the company.
- Even within the scope of the warranty, sometimes it will be exchanged for products with the same function. The shipping and repair fees for products outside the warranty range shall be paid by the customer.
- Sometimes the specifications and functions of the product will be updated without prior notice.

Authorized service center FC «E-R-C».

Address: Marka Vovchka str., 18A, Kyiv, 04073, Ukraine.

Tel.: 0 800 300 345; (044) 230 34 84; 390 55 12

www.erc.ua/service

Warranty card

Product information.....
Product.....
Model.....
Serial number.....
Seller Information.....
Trade organization name.....
Address.....
Date of sale.....
Seller stamp.....

Coupon № 3

Seller stamp.....
Date of application.....
Date of completion.....
Cause of damage.....

Coupon № 2



Seller stamp.....
Date of application.....
Date of completion.....
Cause of damage.....

Coupon № 1

Date of the application.....
Date of completion.....
Cause of damage.....



Documents / Resources

 FLOOR FAN Удар'ч вентилятор Підлоговий вентилятор Инструменты и материалы  <small>Автоматический контроль уровня шума и вибрации. Соответствие требованиям стандарта EN 12543-1:2001. Гарантия 3 года. Сервисный центр в Киеве.</small>	2E 2E-IF30A Floor Fan [pdf] User Manual 2E-IF30A, 2E-IF30C, 2E-IF35C, 2E-IF30A Floor Fan, Floor Fan, Fan
--	---

References

- [User Manual](#)

2E, 2E-IF30A, 2E-IF30A Floor Fan, 2E-IF30C, 2E-IF35C, fan, Floor

2E Fan

Leave a comment

Your email address will not be published. Required fields are marked *

Comment *

Name

Email

Website

☐ Save my name, email, and website in this browser for the next time I comment.

Post Comment

Search:

e.g. whirlpool wrf535swhz

Search

[Manuals+](#) | [Upload](#) | [Deep Search](#) | [Privacy Policy](#) | [@manuals.plus](#) | [YouTube](#)

This website is an independent publication and is neither affiliated with nor endorsed by any of the trademark owners. The "Bluetooth®" word mark and logos are registered trademarks owned by Bluetooth SIG, Inc. The "Wi-Fi®" word mark and logos are registered trademarks owned by the Wi-Fi Alliance. Any use of these marks on this website does not imply any affiliation with or endorsement.