



J Y ELECTRONICS V40091W Wireless Earphones with Charging Case User Manual

[Home](#) » [J Y ELECTRONICS](#) » J Y ELECTRONICS V40091W Wireless Earphones with Charging Case User Manual 

Contents

- [1 J Y ELECTRONICS V40091W Wireless Earphones with Charging Case](#)
- [2 Product Information](#)
- [3 Product Usage Instructions](#)
- [4 Wireless Earphones With Charging case](#)
- [5 Product Identification](#)
- [6 Powering On/ Bluetooth Pairing](#)
- [7 Controlling Your Earphones](#)
- [8 Play music](#)
- [9 Wearing Your Earphones](#)
- [10 Label](#)
- [11 User manual](#)
- [12 Documents / Resources](#)



J Y ELECTRONICS V40091W Wireless Earphones with Charging Case



Product Information

- Product Name: TWS Earbuds with Charging Box
- Model Number: V40091W
- FCC ID: 2BB3B-V40091W2
- Dimensions: 146.00 mm x 95.00 mm
- Charging Cable Type: Type-C
- Input Voltage: DC 5V

Product Usage Instructions

To use the TWS Earbuds with Charging Box, please follow the instructions below:

1. Make sure the earbuds are charged by connecting the charging box to a power source using the provided Type-C charging cable.
2. Once charged, remove the earbuds from the charging box.
3. Pair the earbuds with your desired device via Bluetooth.
4. To turn on the device, press and hold one of the earbuds for 2 seconds.
5. To turn off the device, press and hold one of the earbuds for 4 seconds.
6. To play or pause music, press the earbud once.
7. To answer or hang up a phone call, press the earbud once.
8. To skip to the next track, double click on the right earbud.
9. To go back to the previous track, double click on the left earbud.
10. To activate the voice assistant, press and hold one of the earbuds for 2 seconds. Press again to exit.
11. To reject an incoming call, press and hold one of the earbuds for 2 seconds.

Note: The earbuds will indicate their status through different light patterns. One earbud will have a blue and red light flashing alternately, while the other earbud will have a blue light flashing every 5 seconds.

RF Exposure Information The device has been evaluated to meet general RF exposure requirements. It can be used in portable exposure conditions without restriction.

Wireless Earphones With Charging case


TWS EARBUDS WITH CHARGING BOX

Model:V40091W

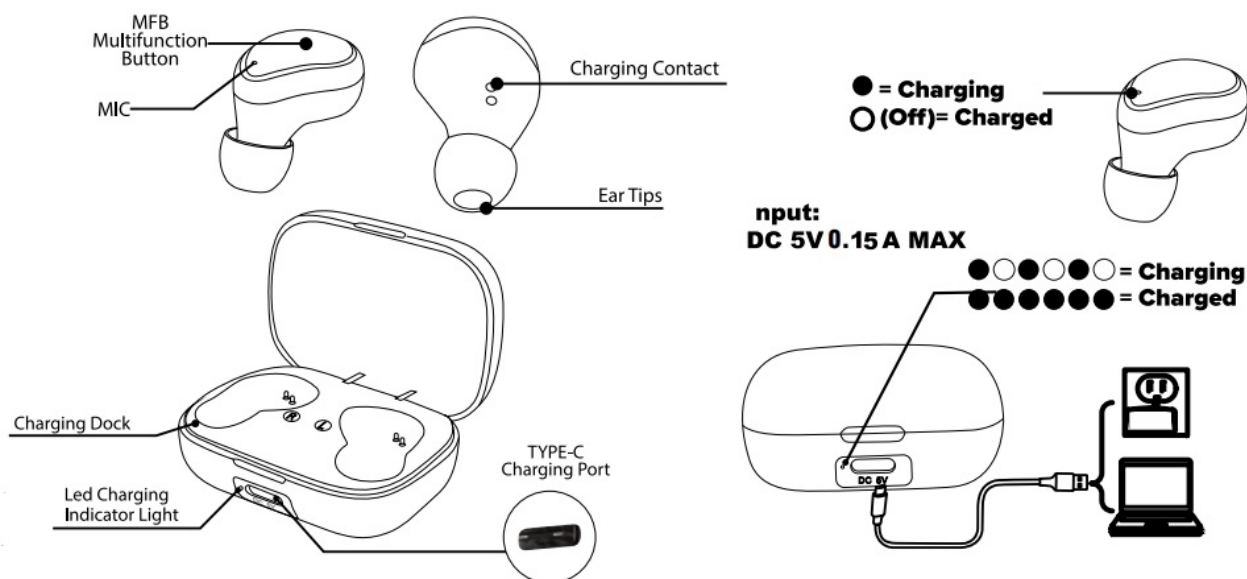
FCC ID:2BB3B-V40091W2

FCC ID: 2BB3B- V40091W

type-C charging cable

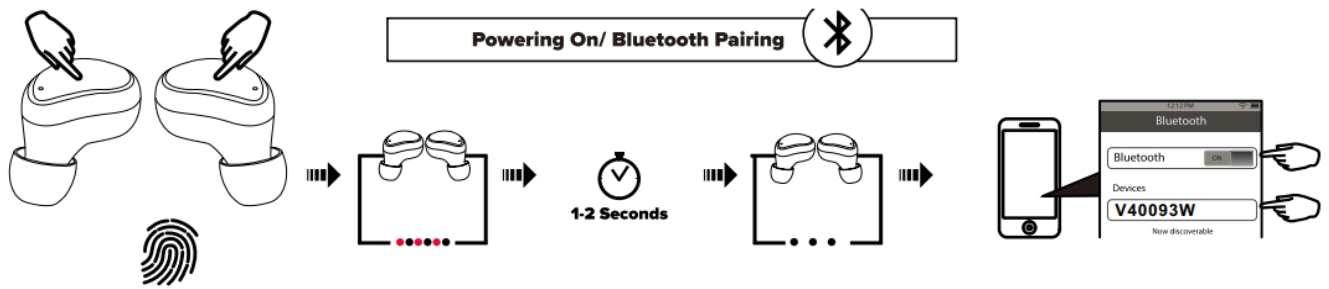


Product Identification



Powering On/ Bluetooth Pairing

- One earbud blue and red light flashes alternately, another ear bud with blue light flash every 5 seconds
- Check your phone's Bluetooth settings menu. Make sure that Bluetooth is turned ON. Connect with the device listed as V40093W.
- Check your phone's Bluetooth settings menu.
Make sure that Bluetooth is turned ON.
Connect with the device listed as V40093W.



Controlling Your Earphones



- **One Click:** Play/Pause/Answer Incoming Call/End Call
- **Long press for 2 seconds:** Activate Siri/Google Voice Assistants
- **Long press for 2 seconds:** Reject an Incoming Call
- **Hold 3-4 Seconds:** Power Off (When Not Recieving a Call)

Play music



- **Previous song:** Double click on left ear
- **Next track:** Double click on the right ear
- **Click:** answer/hang up the phone
- **Click:** Play Pause
- **Long press for 2 seconds:** Voice assistant, short press to exit
- **Long press for 2 seconds:** reject incoming call
- Press and hold for 4 seconds to shut down
- Press and hold for 2 seconds to turn on the device

Wearing Your Earphones

Wearing Your Earphones



Label

This device complies with part 15 of the FCC Rules. Operation is subject to the following two conditions: (1) This device may not cause harmful interference, and (2) this device must accept any interference received, including interference that may cause undesired operation.

User manual

FCC warning:

Any Changes or modifications not expressly approved by the party responsible for compliance could void the user's authority to operate the equipment.

Note: This equipment has been tested and found to comply with the limits for a Class B digital device, pursuant to part 15 of the FCC Rules. These limits are designed to provide reasonable protection against harmful interference in a residential installation. This

equipment generates uses and can radiate radio frequency energy and, if not installed and used in accordance with the instructions, may cause harmful interference to radio communications. However, there is no guarantee that interference will not occur in a particular installation. If this equipment does cause harmful interference to radio or television reception, which can be determined by turning the equipment off and on, the user is encouraged to try to correct the interference by one or more of the following measures:

- Reorient or relocate the receiving antenna.
- Increase the separation between the equipment and receiver.
- Connect the equipment into an outlet on a circuit different from that to which the receiver is connected.
- Consult the dealer or an experienced radio/TV technician for help.

The device has been evaluated to meet general RF exposure requirement.

The device can be used in portable exposure condition without restriction.

Documents / Resources



[J Y ELECTRONICS V40091W Wireless Earphones with Charging Case](#) [pdf] User Manual V40091W2, V40093W, V40091W Wireless Earphones with Charging Case, Wireless Earphone s with Charging Case, V40091W Wireless Earphones, Wireless Earphones, Earphones