



8BitDo Ultimate 2C Wired Controller User Guide

[Home](#) » [8Bitdo](#) » 8BitDo Ultimate 2C Wired Controller User Guide 

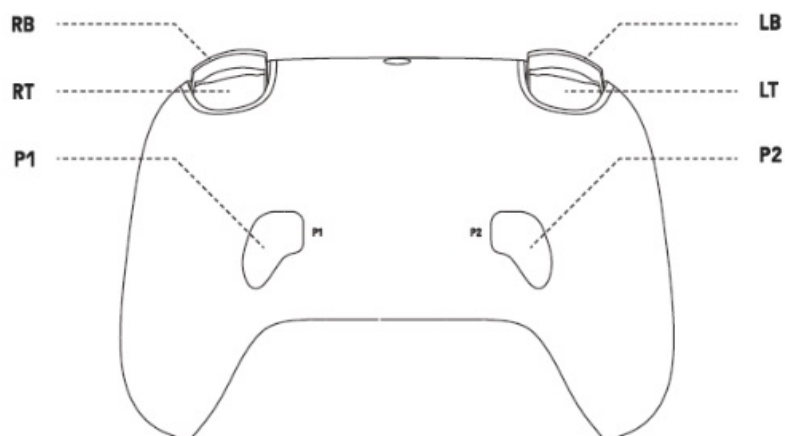
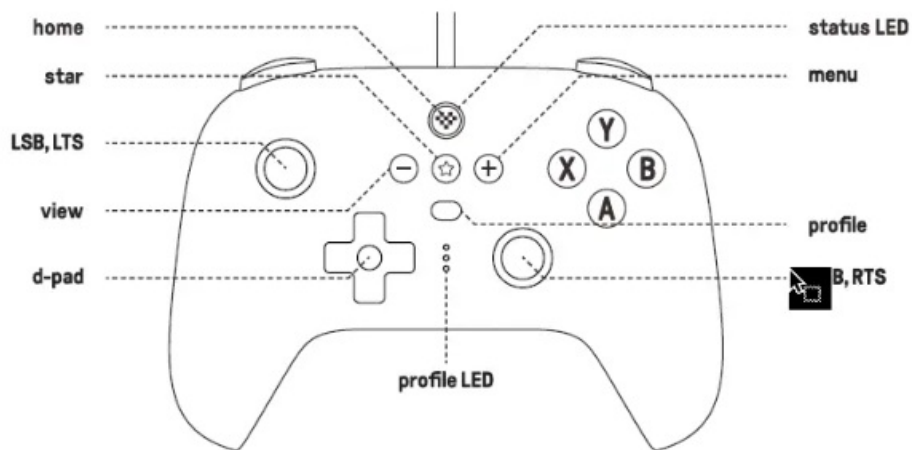
Contents

- [1 8BitDo Ultimate 2C Wired Controller User Guide](#)
- [2 Ultimate Wired Controller](#)
- [3 Windows](#)
- [4 Android](#)
- [5 Switch](#)
- [6 Turbo Function](#)
- [7 Ultimate Software](#)
- [8 Support](#)
- [9 Read More About This Manual & Download PDF:](#)
- [10 Documents / Resources](#)
 - [10.1 References](#)

8BitDo Ultimate 2C Wired Controller User Guide



Ultimate Wired Controller



Windows

Required system: Windows10(1903) or above

1 – connect the controller to your Windows device via its USB cable

2 – wait till the controller is successfully recognized by your Windows to play, status LED becomes solid

Android

- Required system: Android 9.0 or above
 - OTG support is required on your Android device. Please contact your device manufacturer for more details
1. Hold B button, connect the controller to your Android device via its USB cable
 2. Wait till the controller is successfully recognized by your Android to play, status LED becomes solid

Switch

- OTG cable is required for Switch Lite
 - Switch system needs to be 3.0.0 or above
 - Go to System Setting> Controller and Sensors> Turn on [Pro Controller Wired Communication]
 - NFC scanning, motion control, IR camera, HD rumble, notification LED are not supported, nor can the system be waken up
1. Connect the controller to your Switch dock via its USB cable
 2. Wait till the controller is successfully recognized by your Switch to play, status LED becomes solid

Turbo Function

- D-pad, Left stick, Right stick are not supported
- Status LED blinks continuously when the button with turbo functionality is pressed
- Hold the button you would like to set turbo functionality to and then press the star button to activate/deactivate its turbo functionality

Ultimate Software

- It gives you elite control over every piece of your controller: customize button mapping, adjust stick & trigger sensitivity, vibration control and create macros with any button combinations
- Please visit app.Bbitdo.com for the application


Support

Please visit support.8bitdo.com for further information & additional support



Read More About This Manual & Download PDF:

Documents / Resources



[8BitDo Ultimate 2C Wired Controller](#) [pdf] User Guide

Ultimate 2C Wired Controller, Ultimate Controller, 2C Wired Controller, Wired Controller, Ultimate 2C Controller, 2C Controller, Controller

References

- **[User Manual](#)**

[Manuals+.](#) **[Privacy Policy](#)**

This website is an independent publication and is neither affiliated with nor endorsed by any of the trademark owners. The "Bluetooth®" word mark and logos are registered trademarks owned by Bluetooth SIG, Inc. The "Wi-Fi®" word mark and logos are registered trademarks owned by the Wi-Fi Alliance. Any use of these marks on this website does not imply any affiliation with or endorsement.