

**8BitDo**

**8BitDo B0D736BCNM Ultimate 2  
Wireless Controller**



## 8BitDo B0D736BCNM Ultimate 2 Wireless Controller Instruction Manual

[Home](#) » [8Bitdo](#) » 8BitDo B0D736BCNM Ultimate 2 Wireless Controller Instruction Manual 

### Contents

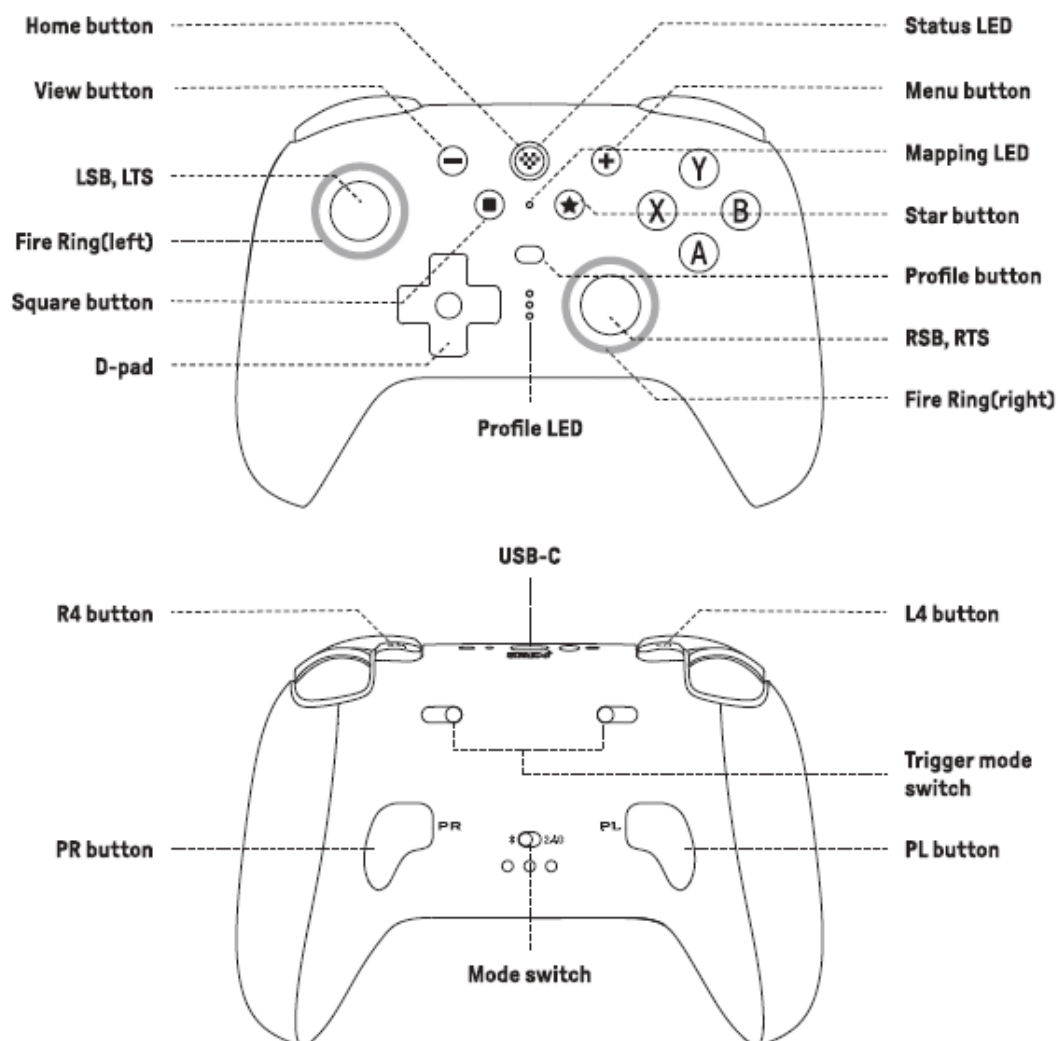
- [1 8BitDo B0D736BCNM Ultimate 2 Wireless Controller](#)
- [2 Description](#)
- [3 Connection](#)
- [4 Turbo Function](#)
- [5 Documents / Resources](#)
  - [5.1 References](#)
- [6 Related Posts](#)

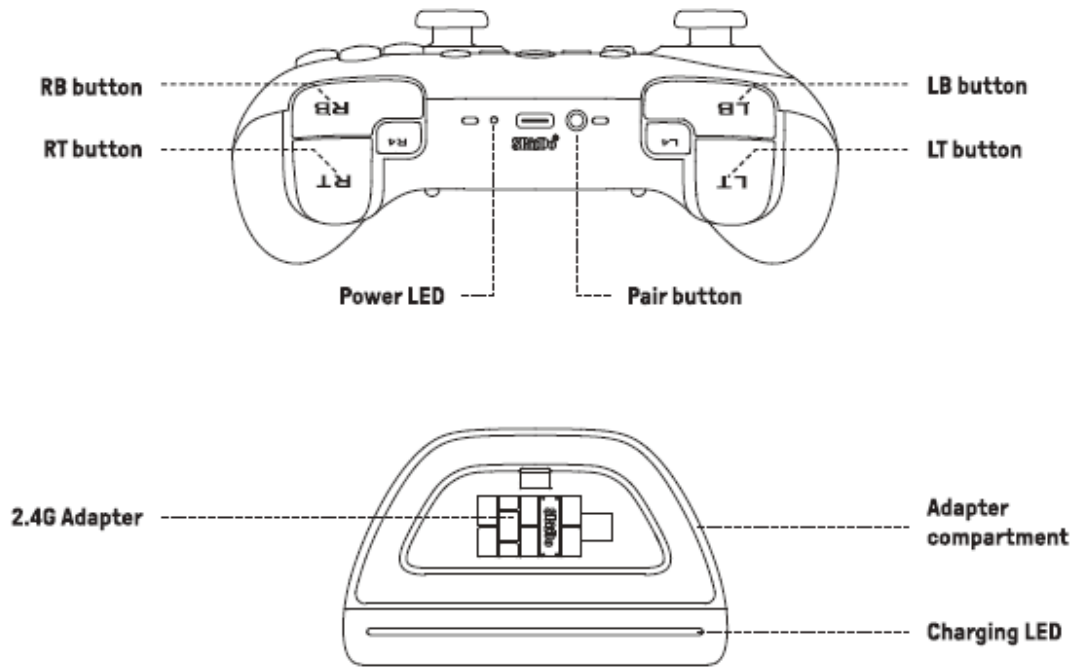
**8BitDo**

**8BitDo B0D736BCNM Ultimate 2 Wireless Controller**



## Description





- Press the Home button to turn on the controller.
- Hold the Home button for 3 seconds to turn off the controller.
- Hold the Home button for 8 seconds to forced shutdown the controller.

#### Follow the steps below to re-pair with the receiver

1. Turn the Mode switch to 2.4G position.
2. Press the Home button to turn on the controller.
3. Hold Pair button for 3 seconds to enter its pairing mode, the Status LED will start to blink rapidly.
4. Connect the 2.4G adapter to the USB port of your Windows device.
5. Wait for the controller to automatically pair with the receiver, the Status LED will remain solid to indicate a successful connection.



#### Windows

**System requirement:** Windows 10 (1903) or above.

#### Wireless Connection

1. Turn the Mode switch to 2.4G position.
2. Connect the 2.4G adapter to the USB port of your Windows device.
3. Press the Home button to turn on the controller.
4. Wait till the controller is successfully recognized by the device.

#### Wired Connection

Connect the controller to your Windows device via a USB cable and wait till the controller is successfully recognized by the device.



## Android

**System requirement:** Android 13.0 or above.

### Connection

#### Bluetooth Connection

1. Turn the Mode switch to BT position.
2. Press the Home button to turn on the controller.
3. Hold the Pair button for 3 seconds to enter its pairing mode, the Status LED will blink rapidly. (This is required for the very first time only)
4. Go to your Android device's "Bluetooth Setting" and turn it on, pair with "8BitDo Ultimate 2 Wireless", the Status LED will remain solid to indicate a successful connection.

#### Turbo Function

- D-pad, Home button, LSB/RSB, L4/R4 buttons, and PL/PR buttons are not supported for turbo.
- The turbo settings will not be saved permanently and will revert to default settings after the controller is powered off or disconnected.
- The Mapping LED will blink continuously when the configured button is pressed.

#### Turn on Turbo Mode



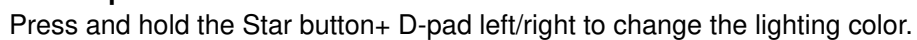
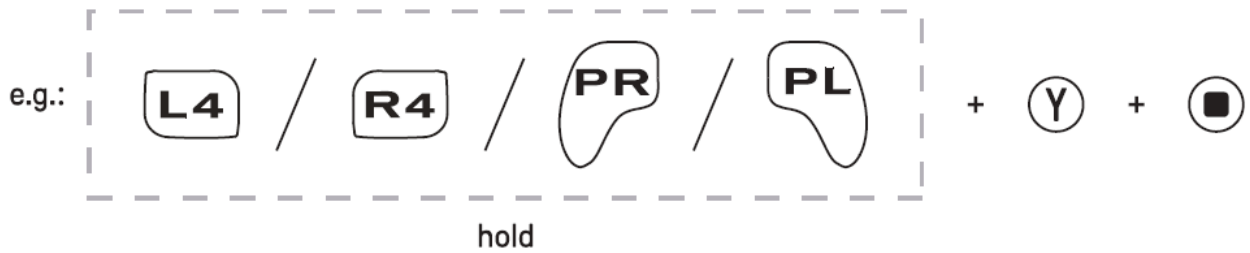
#### Turn off Turbo Mode

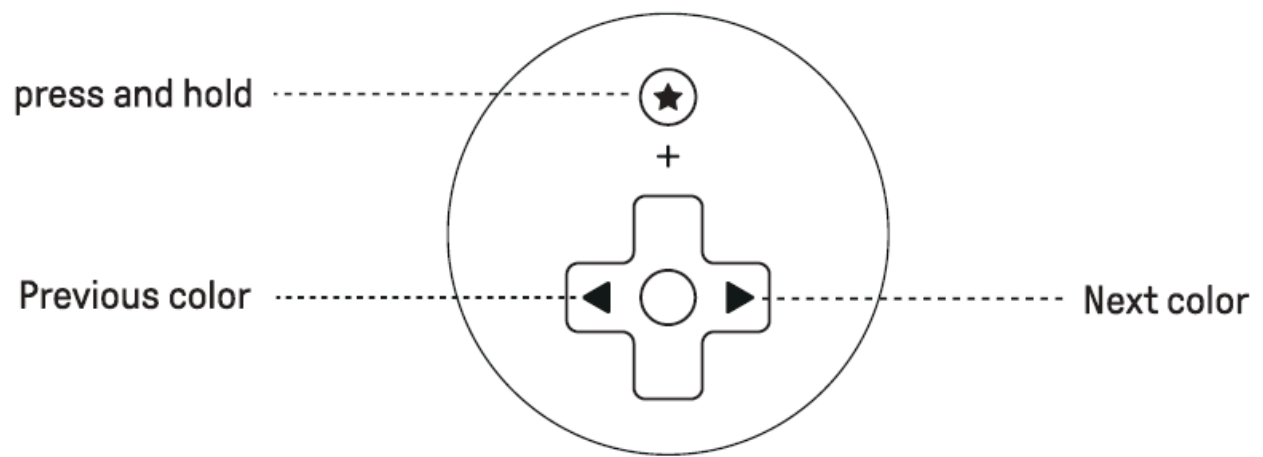


#### Turn on Auto Turbo Mode



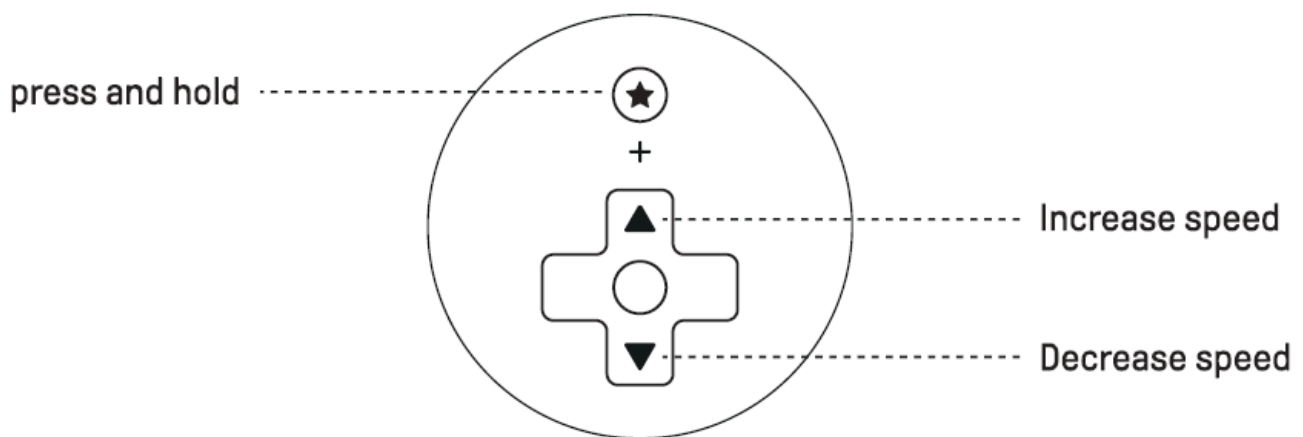
#### Turn off Auto Turbo Mode





## Speed Control

- Applicable only in Fire Ring mode.
- Press and hold the Star button+ D-pad up/down to adjust the Fire Ring speed.



## Battery

Built-in 1000mAh battery pack, 25 hours of usage time via Bluetooth connection and 20 hours via wireless 2.4G connection, rechargeable with 4 hours charging time.

## Status Low battery

- Battery charging→ Power LED blinks
- Fully charged→ Power LED stays solid
- Power LED→ Power LED turns off
- The controller will automatically shut down if it fails to connect within 1 minute of startup, or if there are no operations within 15 minutes after establishing a connection.
- The controller will not shut down during wired connection.

## Safety Warnings

- Please always use batteries, chargers, and accessories provided by the manufacturer.
- The manufacturer is not liable for any safety issues arising from the use of non-manufacturer-approved accessories.
- Do not attempt to disassemble, modify, or repair the device yourself. Unauthorized actions may result in serious injury.
- Avoid crushing, disassembling, puncturing, or attempting to modify the device or its battery, as these actions can be dangerous.
- Any unauthorized changes or modifications to the device will void the manufacturer's warranty.

### Ultimate Software


Please visit [app.8bitdo.com](http://app.8bitdo.com) to download the Ultimate Software to get the customize button mapping function and additional support.

### Support

Please visit [support.8bitdo.com](http://support.8bitdo.com) for further information & additional support.



## Documents / Resources



[8BitDo B0D736BCNM Ultimate 2 Wireless Controller](#) [pdf] Instruction Manual  
B0D736BCNM Ultimate 2 Wireless Controller, B0D736BCNM, Ultimate 2 Wireless Controller, 2  
Wireless Controller, Wireless Controller

## References

- [User Manual](#)

[Manuals+](#), [Privacy Policy](#)

This website is an independent publication and is neither affiliated with nor endorsed by any of the trademark owners. The "Bluetooth®" word mark and logos are registered trademarks owned by Bluetooth SIG, Inc. The "Wi-Fi®" word mark and logos are registered trademarks owned by the Wi-Fi Alliance. Any use of these marks on this website does not imply any affiliation with or endorsement.