



8BitDo B0CDG2HKBF Micro Bluetooth Gamepad Instruction Manual

[Home](#) » [8Bitdo](#) » 8BitDo B0CDG2HKBF Micro Bluetooth Gamepad Instruction Manual 

Contents

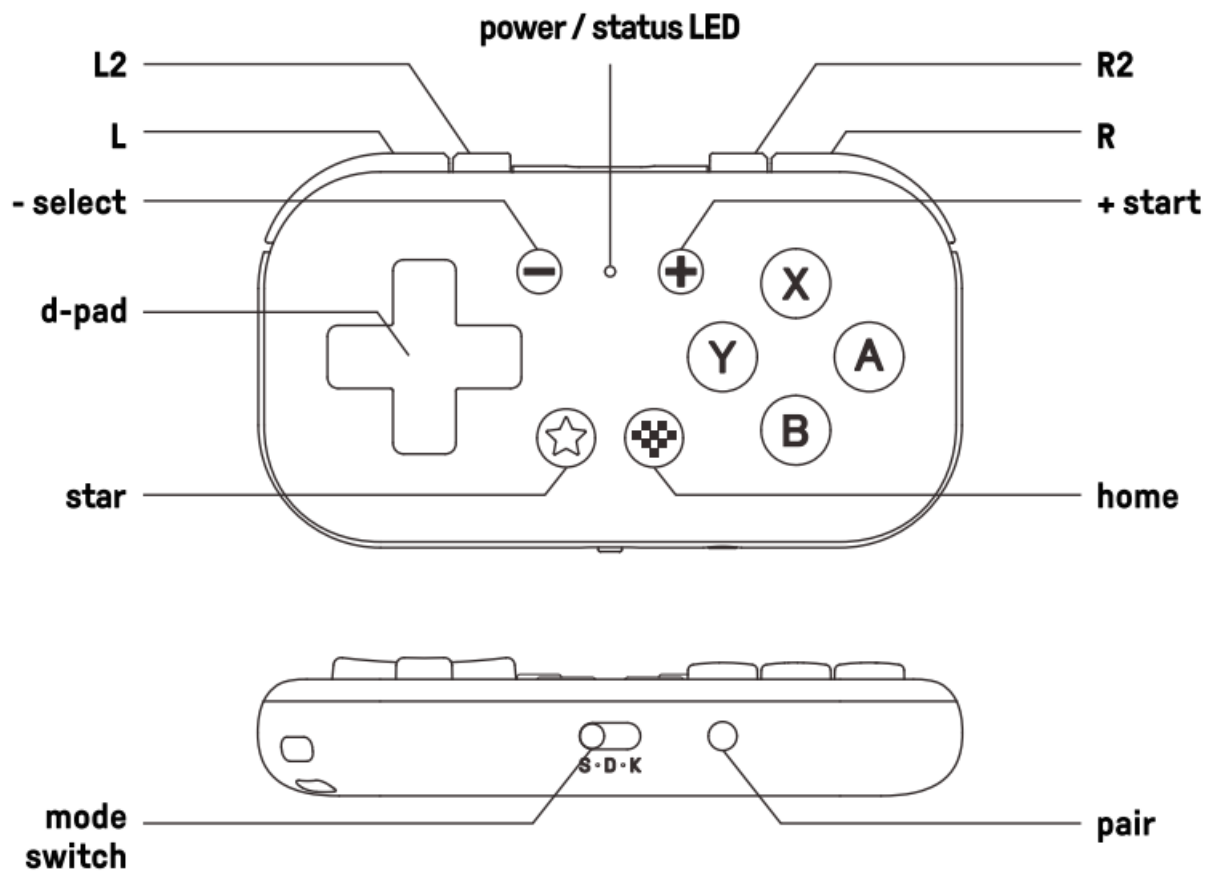
- [1 8BitDo B0CDG2HKBF Micro Bluetooth Gamepad](#)
- [2 Overview](#)
- [3 Wired Connection](#)
- [4 Keyboard Mode](#)
- [5 Battery](#)
- [6 Documents / Resources](#)



8BitDo B0CDG2HKBF Micro Bluetooth Gamepad



Overview



- Press home button to turn on the gamepad.
- Hold home button for 3 seconds to turn off the gamepad.
- Hold home button for 8 seconds to force the gamepad to shut down.

Switch



- Please ensure your Switch system is 3.0.0 or above.
- Motion controls, NFC scanning, IR camera, rumble, notification LED, player status LED are not supported, nor

can the system be waken up.

Bluetooth Connection

1. Turn the mode switch to S.
2. Press home to turn on the gamepad.
3. Hold the pair button for second to enter its pairing mode, LED starts to blink rapidly.
(This is required for the very first time only)
4. Go to your Switch Home page to click on “Controllers”, then click on “Change grip/order” and wait for the connection.
5. LED becomes solid when the connection is successful.

Wired Connection

- Go to System Setting > Controllers and Sensors > turn on Pro Controller Wired Communication

1. Turn the mode switch to S.
2. Connect the gamepad to your Switch dock via USB cable.
3. Wait till the gamepad is successfully recognized by your Switch to play

Keyboard Mode



Bluetooth Connection

1. Turn the mode switch to K.
2. Press home to turn on the gamepad.
3. Hold the pair button for 1 second to enter its pairing mode, LED starts to blink rapidly.
(This is required for the very first time only)
4. Go to your device's Bluetooth setting, and pair with [8BitDo Micro gamepad].
5. LED becomes solid when the connection is successful.

Wired Connection

1. Turn the mode switch to K.
2. Connect the gamepad to your device via USB cable, then wait till the gamepad is successfully recognized by your device to play.

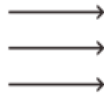
Battery



About 12 hours of play time with a 180mAh built-in battery pack, rechargeable with 1 to 2 hours charging time.

status -

Charging
Low battery
Fully charged

**LED indicator -**


Red LED stays solid
Red LED blinks
Red LED turns off

Ultimate Software

Please download the 8BitDo Ultimate Software from app.8bitdo.com to customize the buttons on keyboard mode.

Support

Please visit support.8bitdo.com for further information & additional support.

**Documents / Resources**

8BitDo B0CDG2HKBF Micro Bluetooth Gamepad [pdf] Instruction Manual
B0CDG2HKBF Micro Bluetooth Gamepad, B0CDG2HKBF, Micro Bluetooth Gamepad, Bluetooth Gamepad, Gamepad