



8BitDo Ultimate Wired Controller for Xbox User Manual

[Home](#) » [8Bitdo](#) » 8BitDo Ultimate Wired Controller for Xbox User Manual 

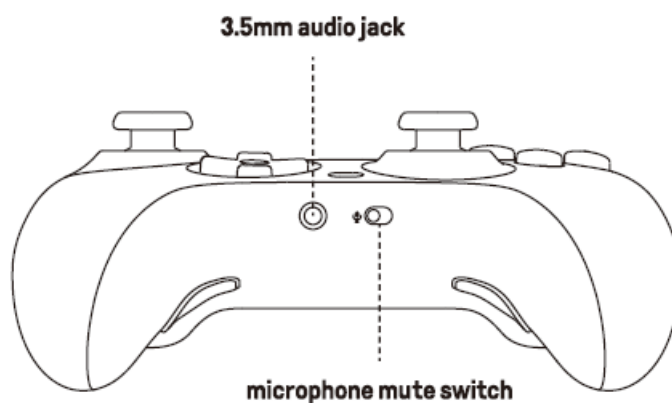
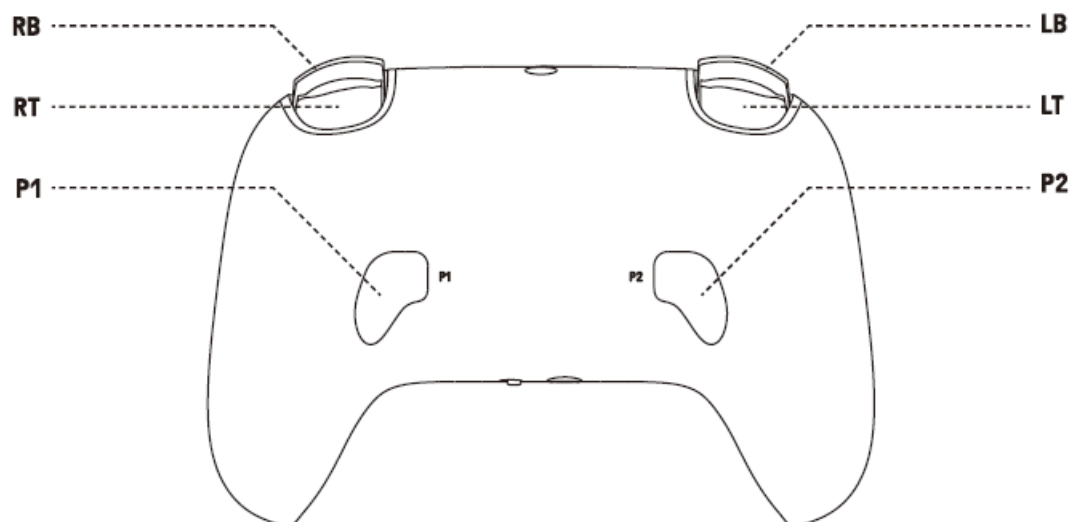
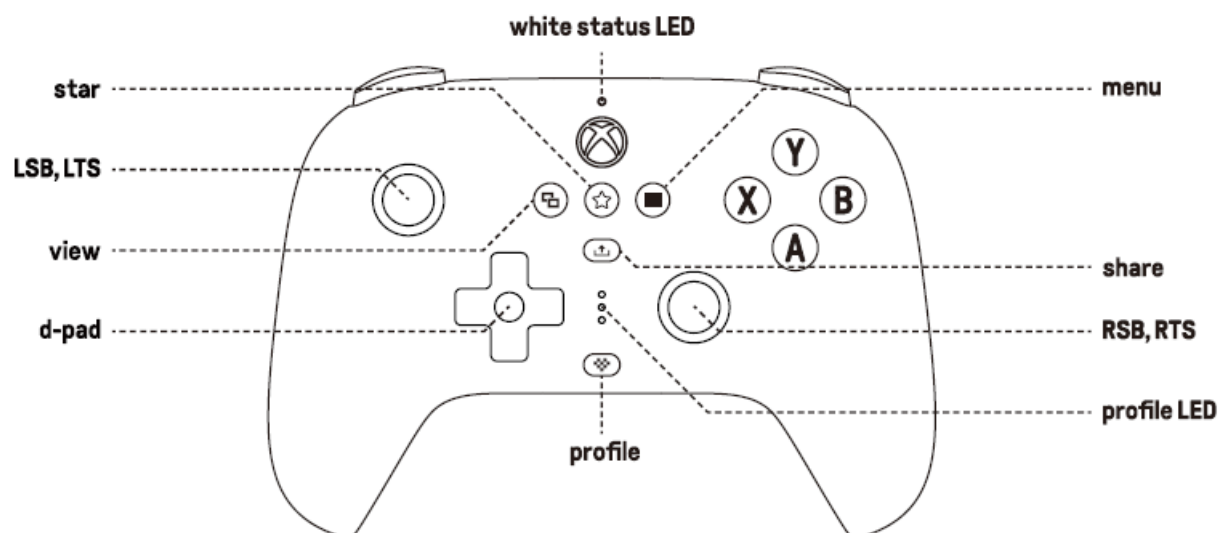
Contents

- [1 8BitDo Ultimate Wired Controller for Xbox User Manual](#)
- [2 Ultimate Wired Controller for Xbox](#)
- [3 Connectivity](#)
- [4 Windows10](#)
- [5 Button Swap](#)
- [6 Volume Control](#)
- [7 Ultimate Software](#)
- [8 Support](#)
- [9 Download](#)
- [10 Related Posts](#)

8BitDo Ultimate Wired Controller for Xbox User Manual



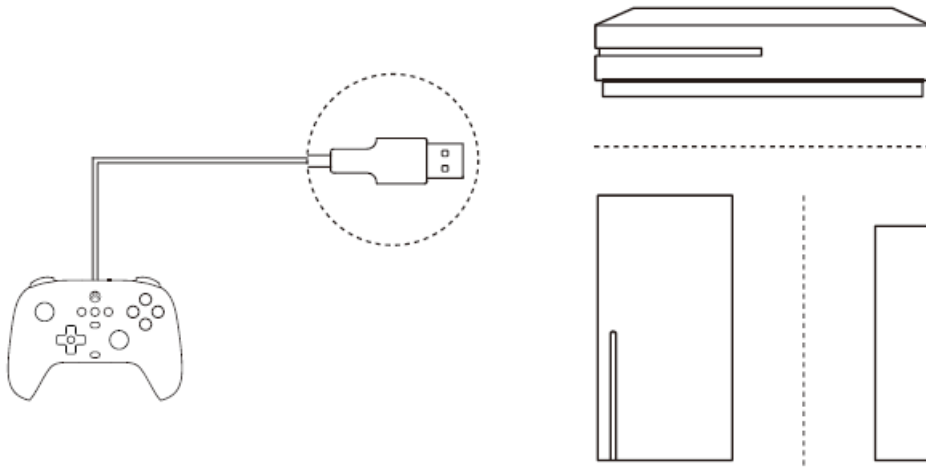
Ultimate Wired Controller for Xbox



Connectivity

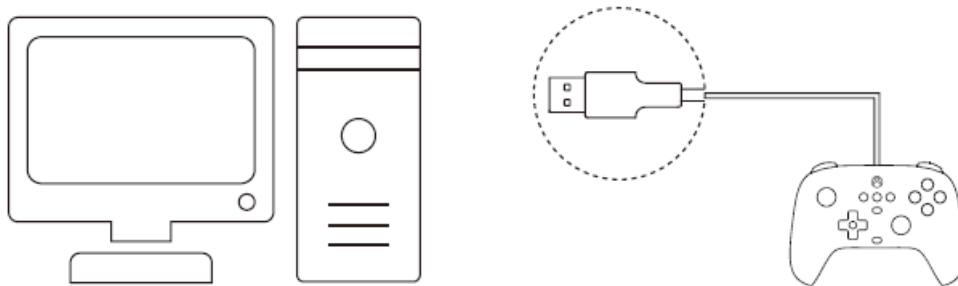
Xbox Series X / Xbox Series S / Xbox One

Connect the controller to your Xbox Series X/S and Xbox One via its USB cable, wait till the status LED becomes solid to play



Windows10

- Connect the controller to your Windows device via its USB cable, wait till the status LED becomes solid to play
- Required system: Windows 10 1903 or above



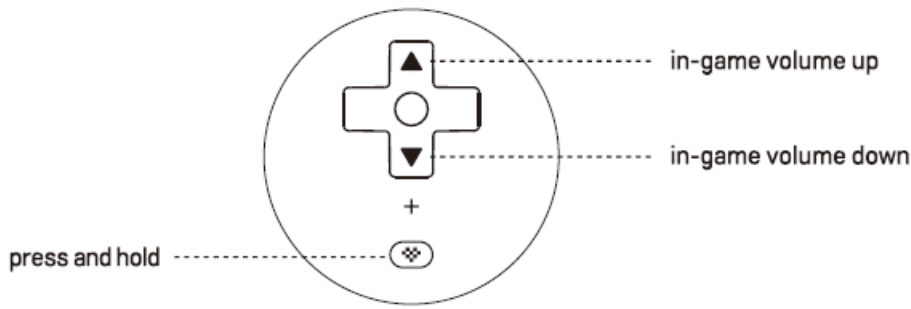
Button Swap

1. press and hold any two of A/B/X/Y /LB/RB/LSB/RSB buttons you would like to swap
2. press the star button to swap them, profile LED blinks to indicate the success of the action
3. press and hold any of the two buttons which have been swapped and press the star button to cancel it button mapping goes back to its default mode when controller is turned off
4. please visit support.Bbitdo.com for further information and assistance

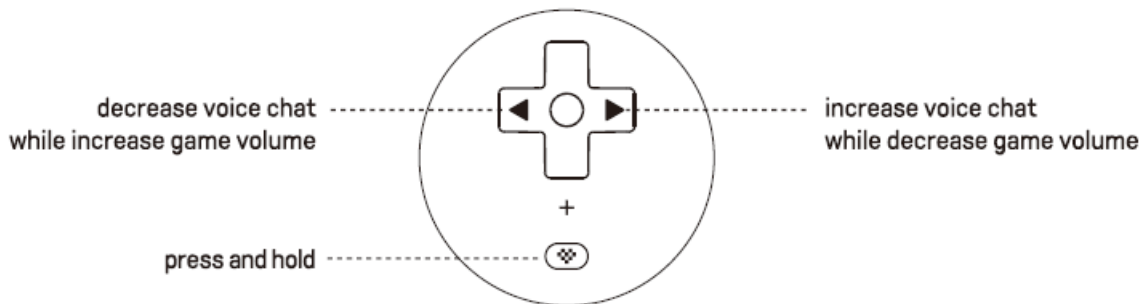
Volume Control

- Beeps when adjusted to maximum/minimum
- Vibration when adjusted to the middle value

1. Press and hold profile+ **up/down** to turn **up/down** in-game volume



2. Press and hold profile+ **left/right** to adjust the balance between voice and game volume



Ultimate Software

- BBitDo Ultimate Software gives you elite control over every piece of your controller: customize button mapping, adjust stick & trigger sensitivity, and control vibration power
- Please visit app.Bbitdo.com for the application
- Profile LED lights up when profile is enabled

Support

Please visit support.8bitdo.com for further information and additional support.

What is the difference between [Ultimate Wired Controller Designed for Xbox] and [Pro 2 Wired Controller Designed for Xbox]?

The functions between them are almost the same. But for the custom profiles, [Ultimate Wired Controller Designed for Xbox] can save 3 profiles whereas [Pro 2 Wired Controller Designed for Xbox] can only save 1 profile. The biggest difference is the layout of the controllers of which you can choose one for your preference.

What devices and platforms does the controller work with to play games?

It works with Xbox One / Xbox Series S / Xbox Series X consoles & PC for Window 10/11.

How long is the cable of Ultimate Wired Controller Designed for Xbox? What is the function of the outer ring on the cable at the front?

The cable is 3 meters, which can meet most of the requirements. The front head part is a breaker, which is used to prevent the console from falling down accidentally when dragging.

ATTENTION!!! The breaker cannot make sure to prevent the console from falling effectively every time, it should also keep the controller close enough to the console even the breaker is on the cable, so as not to cause cable

tension.

What kinds of earphones/headsets is the Ultimate Wired Controller Designed for Xbox compatible with? Is it compatible with the Xbox/headsets?

Make sure your earphones/headsets has a 3.5mm jack (4-segment, downward compatible with 3-segment). The 4-segment jack has the microphone function and adopted with international standard CTIA. The microphone and your earphones/headsets won't work if it's a jack with a 4-segment international standard OMTP. The 3-segment jack is compatible with general stereo earphones/headsets without microphone function. Please confirm the specifications of your earphones/headsets with the manufacturer before using. This controller is compatible with the Xbox headsets.

How do I control the volume of the microphone and earphones/headsets?

Press & hold profile button + D-pad(↑↓) to adjust the volume in games.

Press & hold profile button + D-pad(← →) to adjust the balance between voice and game volume.

In the process, the controller vibrates when the volume is 50%(Default) and you can hear the beep sound when you adjust the volume to maximum or minimum.

Does the 8BitDo Ultimate Software support the Ultimate Wired Controller Designed for Xbox?

Yes. You can use the 8BitDo Ultimate Software on Windows PC , Xbox console(Download from Microsoft Store) and Android /iOS devices. It connects the Android and iOS devices with BLE wireless Bluetooth, it doesn't interrupt the operation during the game, the settings take effect immediately and it's much more convenient.

Is the Ultimate Wired Controller Designed for Xbox compatible with the games on Android/iOS?

No. You can only do settings on 8BitDo Ultimate Software for the controller, it's not compatible with the games on Android/iOS.

What special features does the trigger button have on Ultimate Wired Controller Designed for Xbox?

The trigger button adopted with hall sensor, the magnetic trigger button feels more evenly elastic with longer service life and accurate pressure sensing control. At the same time, the trigger button is equipped with independent rumble motor, which can be more immersive in games.

What kinds of functions can be set on 8BitDo Ultimate Software for Ultimate Wired Controller Designed for Xbox? Is macro function available?

It gives you elite control over every piece of your controller: customize button mapping, adjust stick & trigger sensitivity and vibration control. The macro function is not available on this controller.

Does it have a mac version of the 8BitDo Ultimate Software on PC for Ultimate Wired Controller Designed for Xbox?

No. It only has the version for Windows PC & Xbox consoles.(From Microsoft Store)

Are there any games that support the impulse triggers?

The games that support the impulse triggers are [Forza Horizon 4/5] [Gear of wars 4] [Halo 4] [COD] and etc. For any further information please refer to the relevant support description of the game developer.

What causes the profile indicator to blink when I press a key on the controller?

The controller has the quick buttons swapping feature, the keys you have set for swapping cause the LED indicator to blink when pressing. Hold either two buttons you would like to swap (A/B/X/Y/LB/RB/LSB/RSB) and then press the STAR button to enable the quick swapping function.(LT/RT are not included). Hold the buttons you have set then press the STAR button can return to the default setting.

* The swapping buttons won't be saved after you power off or reboot the device.

Is the cable connector an USB – A or USB – C?

It is an USB – A connector.

Does it have turbo function while using on PC?

No, it doesn't. Neither in the 8BitDo Ultimate Software.

Is it compatible with Switch/Windows 7,8/iOS/Android/macOS?

No. But it has the 8BitDo Ultimate Software for iOS/Android.

Is the cable of Ultimate Wired Controller Designed for Xbox detachable?

No. You can only disconnect the breaker on its cable.

Can I disable the joysticks(L3/R3) inputs if I map them to the back buttons P1/P2?

Yes you can. Just set L3/R3 as "Null" in the 8BitDo Ultimate Software and map them to P1/P2.

Download

8BitDo Ultimate Wired Controller for Xbox User Manual – [[Download](#)]
