



8BitDo Ultimate Bluetooth Controller User Manual

[Home](#) » [8Bitdo](#) » 8BitDo Ultimate Bluetooth Controller User Manual 

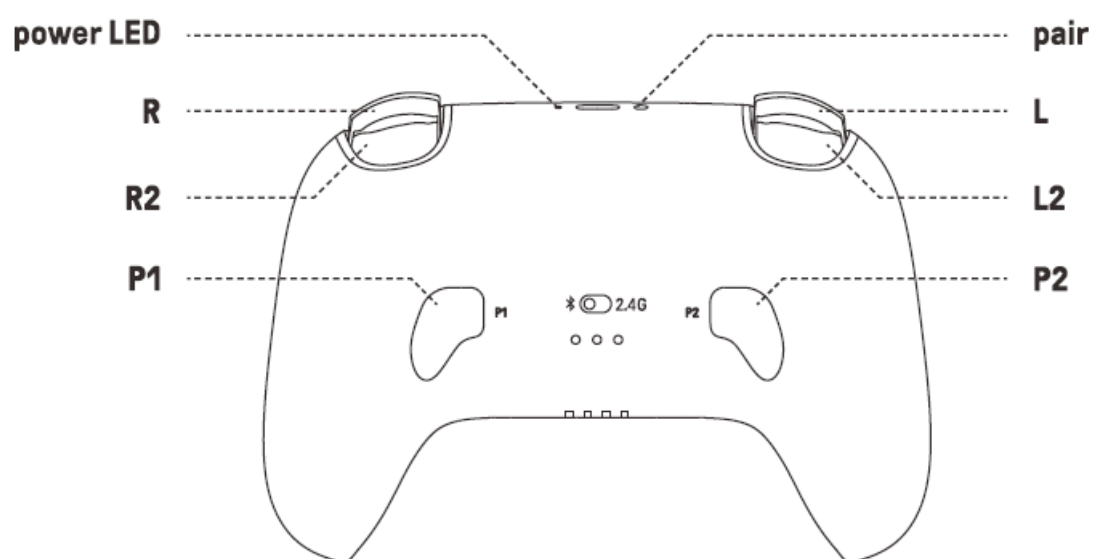
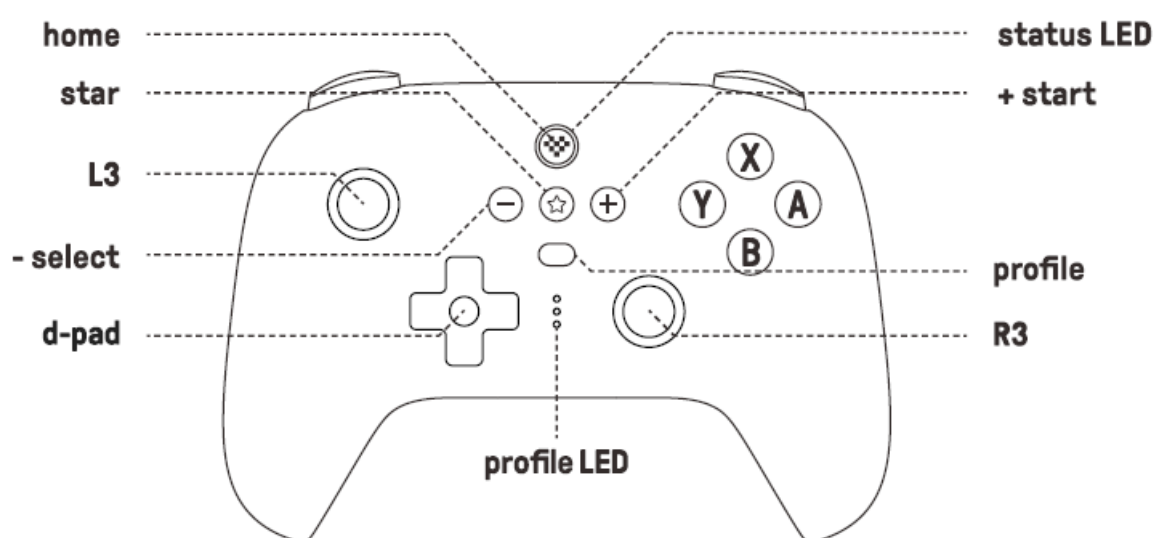
Contents

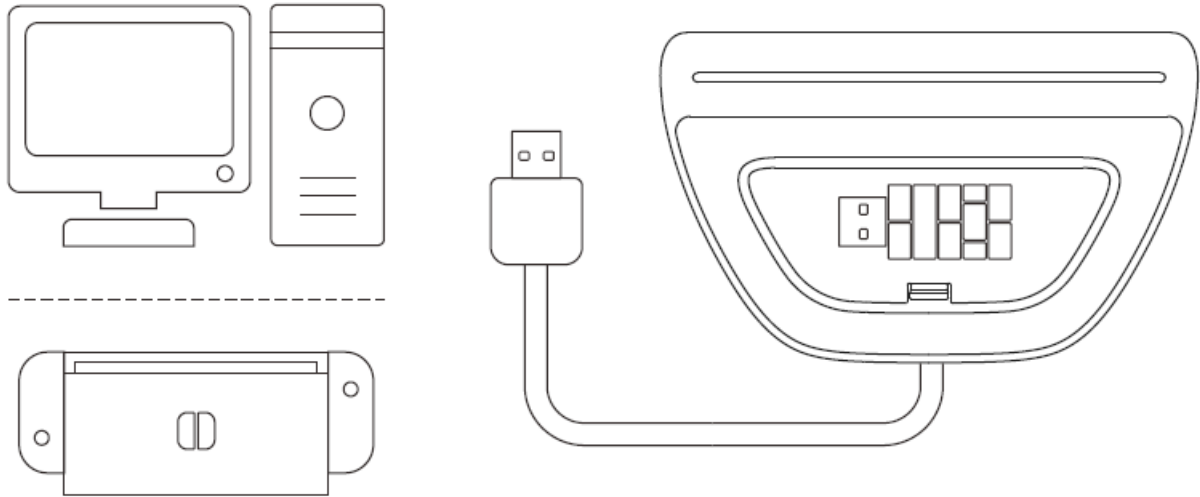
- [1 8BitDo Ultimate Bluetooth Controller User Manual](#)
- [2 Ultimate Bluetooth Controller](#)
- [3 Switch](#)
- [4 Bluetooth connection](#)
- [5 Wireless Connection](#)
- [6 Wired Connection](#)
- [7 Windows \[X-input\]](#)
- [8 Wired Connection](#)
- [9 Turbo function](#)
- [10 Battery](#)
- [11 Ultimate Software](#)
- [12 Support](#)
- [13 Download](#)
- [14 Related Posts](#)

8BitDo Ultimate Bluetooth Controller User Manual



Ultimate Bluetooth Controller





- Press home button to turn on the controller
- Hold home button for 3 seconds to turn off the controller
- Hold home button for 8 seconds to force the controller off
- The controller will turn off when placed on the dock
- Plug the 2.4G receiver into the charging dock, then connect it to your Windows device or Switch dock via USB cable for better user experience
- LED lights indicate the player number, 1 LED indicates player 1, 2 LEDs indicate player 2. 4 is the maximum number of players the controller supports for Windows, 8 players for Switch

Switch

- Switch system needs to be 3.0.0 or above

Bluetooth connection

1. Turn the mode switch to Bluetooth
2. Press home button to turn on the controller
3. Hold the pair button for 3 seconds to enter its pairing mode, status LED starts to blink rapidly.(this is required for the veryfirsttime only)
4. Go to your Switch home Page to click on Controllers, then click on Change Grip/Order
5. Status LED becomes solid when connection is successful

Wireless Connection

- OTG cable is required for Switch Lite
- Go to System Setting> Controller and Sensors> Turn on [Pro Controller Wired Communication]
- NFC scanning, IR camera, HD rumble, notification LED are not supported

1. Connect the 2.4G receiver to the USB port of your Switch dock
2. Turn the mode switch to 2.4G

3. Press home button to turn on the controller, wait till the controller is successfully recognized by your

Wired Connection

- OTG cable is required for Switch Lite
 - Go to System Setting> Controller and Sensors> Turn on [Pro Controller Wired Communication]
 - NFC scanning, IR camera, HD rumble, notification LED are not supported
1. Connect the controller to your Switch dock via its USB cable
 2. Wait till the controller is successfully recognized by yourSwitch to play, status LED stays solid

Windows [X-input]

- Required system: Windows10 (1903) or above

Wireless Connection

1. Connect the 2.4G receiver to the USB port of your Window device
2. Turn the mode switch to 2.4G
3. Press home button to turn on the controller, wait till the controller is successfully recognized by your Windows device to play .

Wired Connection

1. Connect the controller to your Windows device via its USB cable
2. Wait till the controller is successfully recognized byyourWindows to play, status LED becomes solid

Turbo function

- Status LED blinks continuously when the button with turbo functionality is pressed
- Press star button to take screenshot when connected to Switch
- D-pad, Joysticks are not included
- Hold the button you would like to set turbo functionality to, then press the star button to activate/deactivate its turbo functionality

Battery

Status	LED Indicator
Low battery	Red LED blinks
Battery charging	Red LED stays solid
Battery fully charged	Red LED turns off

- 22 hours of playtime with a 1000mAh built-in battery pack, rechargeable with 2-3 hours charging time

- Charging time with the controller on the dock is the same as charging via USB cable

Ultimate Software

- Press profile switch button to switch between 3 custom profiles. The profile indicator will not light up when using the default setting
- **It gives you elite control over every piece of your controller:** customize button mapping, adjust stick & trigger sensitivity, vibration control and create macros with any button combination. Please visit support.Bbitdo.com for the application

Support

Please visit support.Bbitdo.com for further information & additional support



Download

8BitDo Ultimate Bluetooth Controller User Manual – [[Download PDF](#)]
