



4URPC HUB302 9 In 1 USB-C Hub Triple Monitors Docking Station User Guide

[Home](#) » [4URPC](#) » 4URPC HUB302 9 In 1 USB-C Hub Triple Monitors Docking Station User Guide 

Contents

- [1 4URPC HUB302 9 In 1 USB-C Hub Triple Monitors Docking Station](#)
- [2 Free Warrantv Extended](#)
- [3 Ports and connectors](#)
- [4 9 In 1 USB c Hub Triple Monitors Docking Station](#)
- [5 Support Extend & Mirror Mode](#)
- [6 connection](#)
- [7 Graphins Settings tor Windows](#)
- [8 Troubleshooting](#)
- [9 Documents / Resources](#)
 - [9.1 References](#)

4URPC

4URPC HUB302 9 In 1 USB-C Hub Triple Monitors Docking Station



Free Warrantv Extended

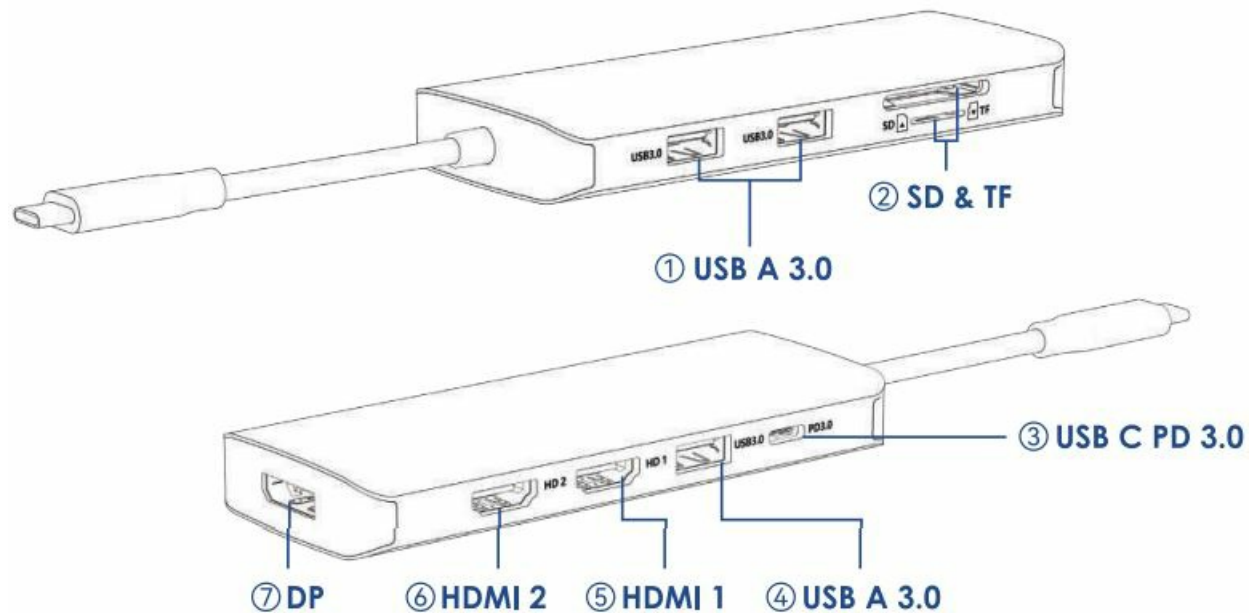
Free update to 24-month warranty www.4urpc.com/warranty



THINK YOU

Thank you for your purchase of the 4URPC 9 in 1 triple display USB Chub HUB302. This USB Chub can help to expand multiple displays on full-feature USB C Windows. It is easy to expand your laptop to dual HDMI, DP, 3 X USB 3.0, SD/TF, PD 3.0, so you can easily connect multi-devices via one USB C cable. Plug and play, no need any other drivers.

Ports and connectors



1. 4 USB A 3.0: Support data transfer up to 5Gbps.
2. SD & TF: Support 2 cards reading and writing simultaneously
3. USB C PD 3.0: Connect the USB C power supply
4. HDMI I: Connect to a devices with an HDMI port to stream video at resolution up to 4K@60Hz(DP1 .4)
5. HDMI 2: Connect to a devices with an HDMI port to stream video at resolution up to 4K@30Hz(DP1 .4)
6. CVPD: Connect to a devices with an DP port to stream video at resolution up to 4K@30Hz(DP1 .4)

9 In 1 USB c Hub Triple Monitors Docking Station

Quick Start Guide

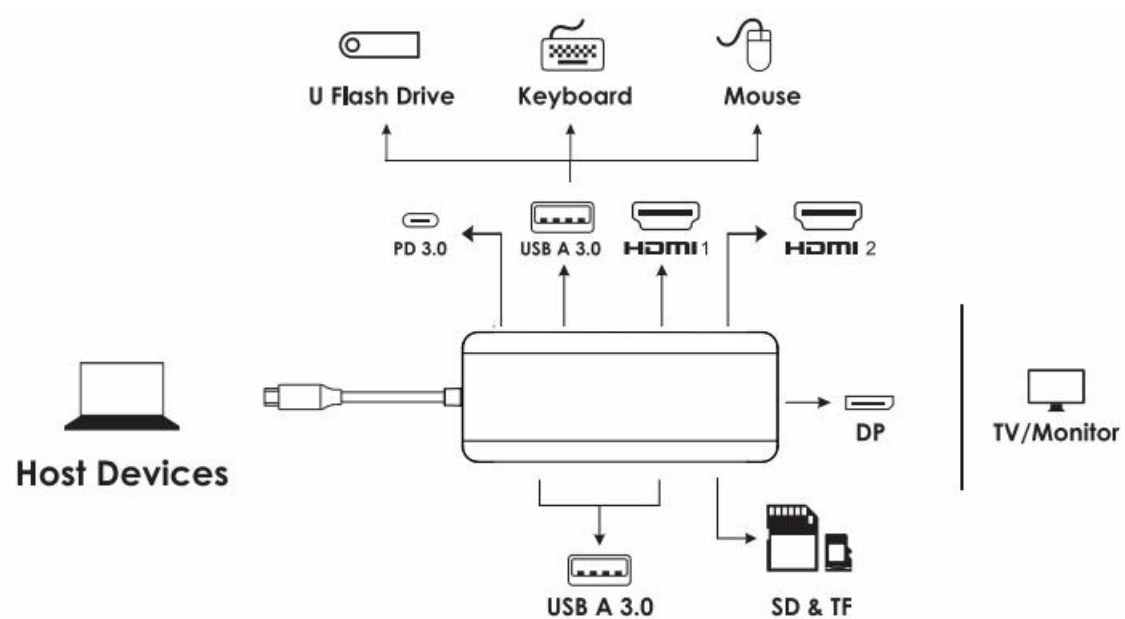
Please follow the steps below to start using your dock

- Step 1: Please use USB C power supply connect the PD 3.0 port(@) of the USB C hub
- Step 2: Please connect your Windows laptop's full feature USB C port using the cable that comes with the USB C hub
- Step 3: Use a standard HDMI cable to connect the HDMI monitors via HDMI port(@@)
- Step 4: Using a standard DP cable to connect the DP monitors via DP port((l))
- Step 5: Attach other USB devices to the USB A 3.0 ports of the hub(CD@). Attach SD and MicroSD cards to the card slots(@)

Support Extend & Mirror Mode



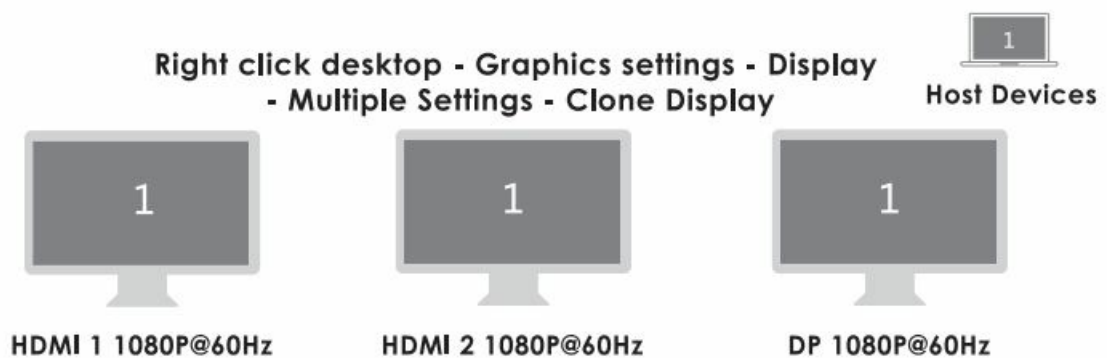
connection



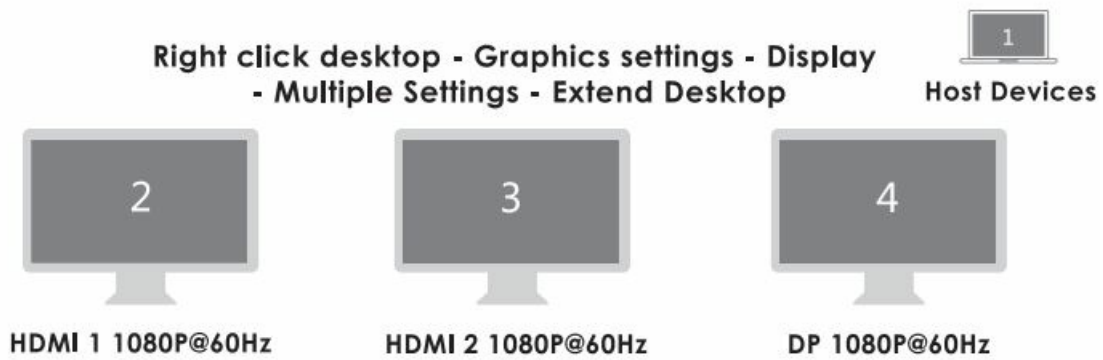
Graphins Settings tor Windows

Mirror Mode

Right click desktop – Graphics settings – Display – Multiple Settings – Clone Display



Extend Mode



Troubleshooting

• Q1: The extended monitor is flickering

A: 1 > Make sure you connect properly. Please remove all cables – reboot your laptop – attach the power supply to the USB C PD 3.0 port – attach others devices to the dock such as the monitor.

If you cannot make sure, you can contact us via support@4urpc.com

- When you extend dual monitors, only one monitor resolution can be up to 30Hz, while the other is only 1080P. If the USB C port of your laptop only supports DP 1.2, the max refresh rate for your HDMI 1 / HDMI 2 / DP at 1080P@60Hz
- When you extend triple monitors, make sure to set the max refresh rate for your HDMI 1, HDMI 2 and DP at 1080P@60Hz. And please make sure the USB C port of your laptop support DP1.4.

• Q2: No video output on HDMI or DP port when using triple display

A: 1 > Please follow below the steps to have a try:

Please remove all cables – reboot your laptop – attach the power supply to the USB C PD 3.0 port – attach others devices to the dock such as the monitor.

2> Please make sure the USB C port of your Windows laptop support display Alt Mode, and the USB C port of your laptop support DP1.4

• Q3: Does this usb c hub support dual 4k monitors at the same time?

For DP1.4 laptops, only one monitor resolution can be up to 4K@30Hz with dual monitors, while the other is only 1080P. For DP1.2 laptops, the resolution of dual monitors is only up to 1080P@60Hz.

Any questions, we are here to help!

Email: support@4urpc.com

Because the only question we can't fix is the one we don't know





[4URPC HUB302 9 In 1 USB-C Hub Triple Monitors Docking Station](#) [pdf] User Guide
HUB302 9 In 1 USB-C Hub Triple Monitors Docking Station, HUB302, 9 In 1 USB-C Hub Triple Monitors Docking Station, USB-C Hub Triple Monitors Docking Station, Hub Triple Monitors Docking Station, Triple Monitors Docking Station, Monitors Docking Station, Docking Station, Station

References

- [User Manual](#)