



1Mii ML300 Bluetooth Transmitter and Receiver User Manual

[Home](#) » [1Mii](#) » 1Mii ML300 Bluetooth Transmitter and Receiver User Manual

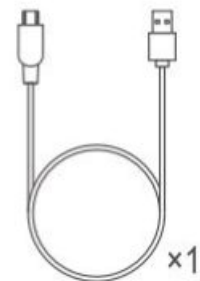
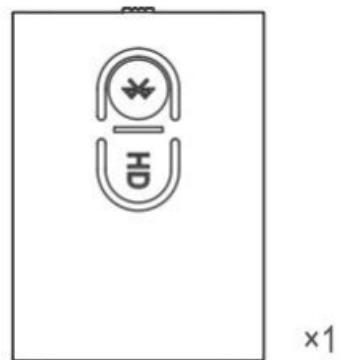
Contents [[hide](#)]

- [1 1Mii ML300 Bluetooth Transmitter and Receiver User Manual](#)
- [2 In the box](#)
- [3 Product Overview](#)
- [4 TX Mode](#)
- [5 RX Mode](#)
- [6 Control Functions](#)
- [7 Documents / Resources](#)
- [8 Related Posts](#)

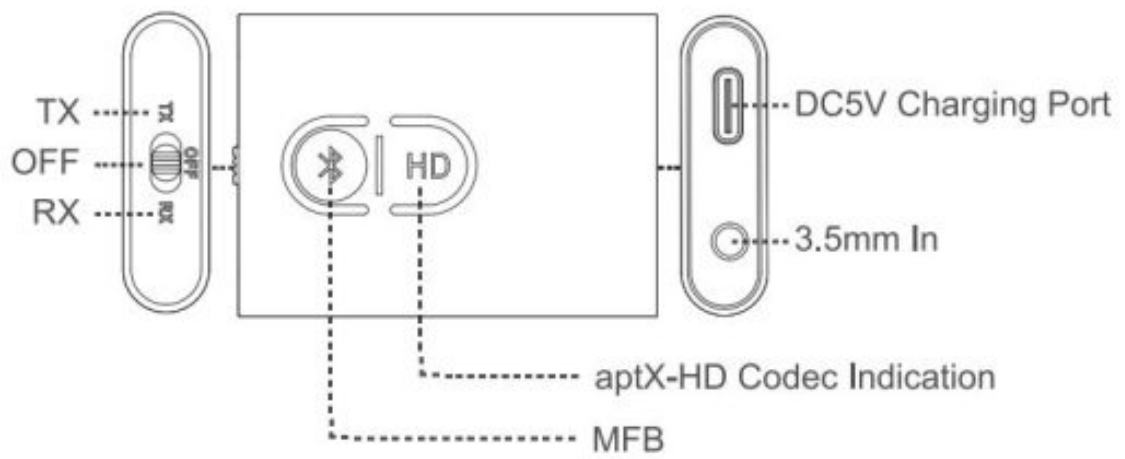




In the box

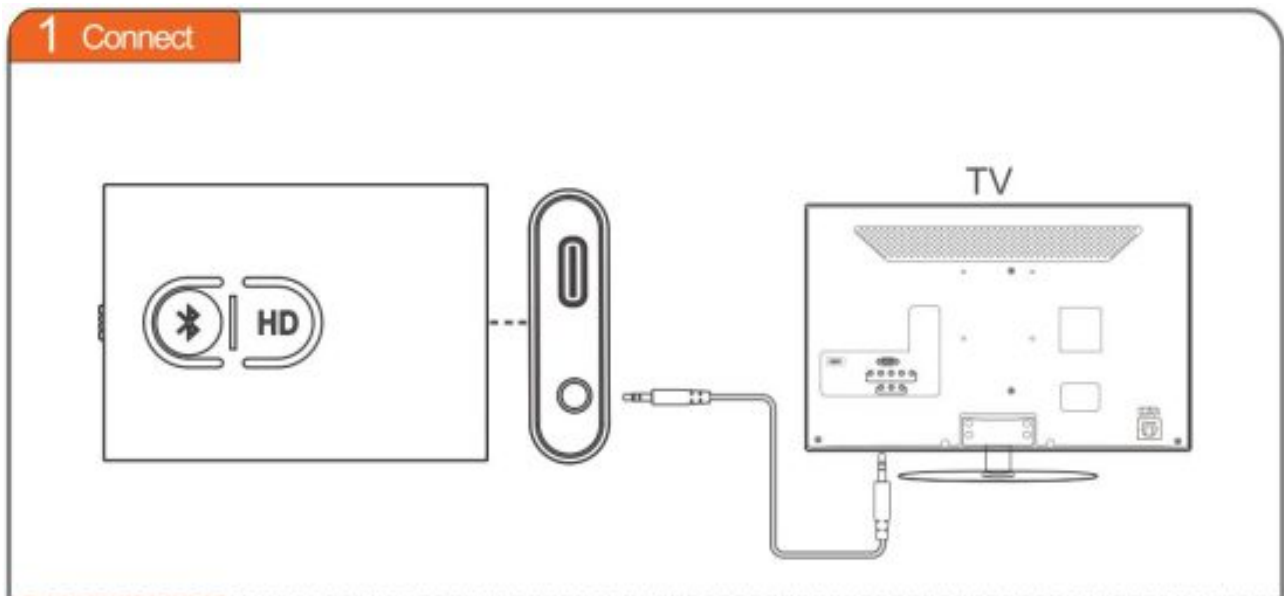


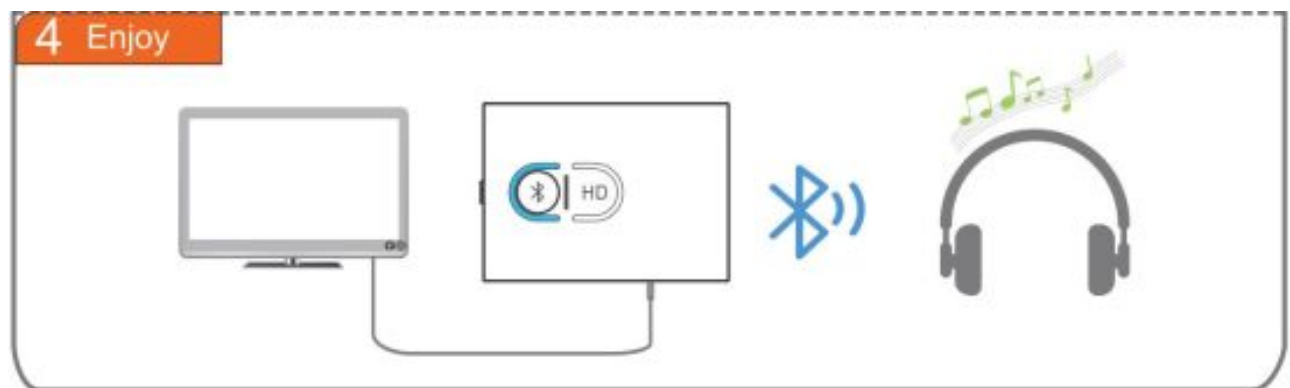
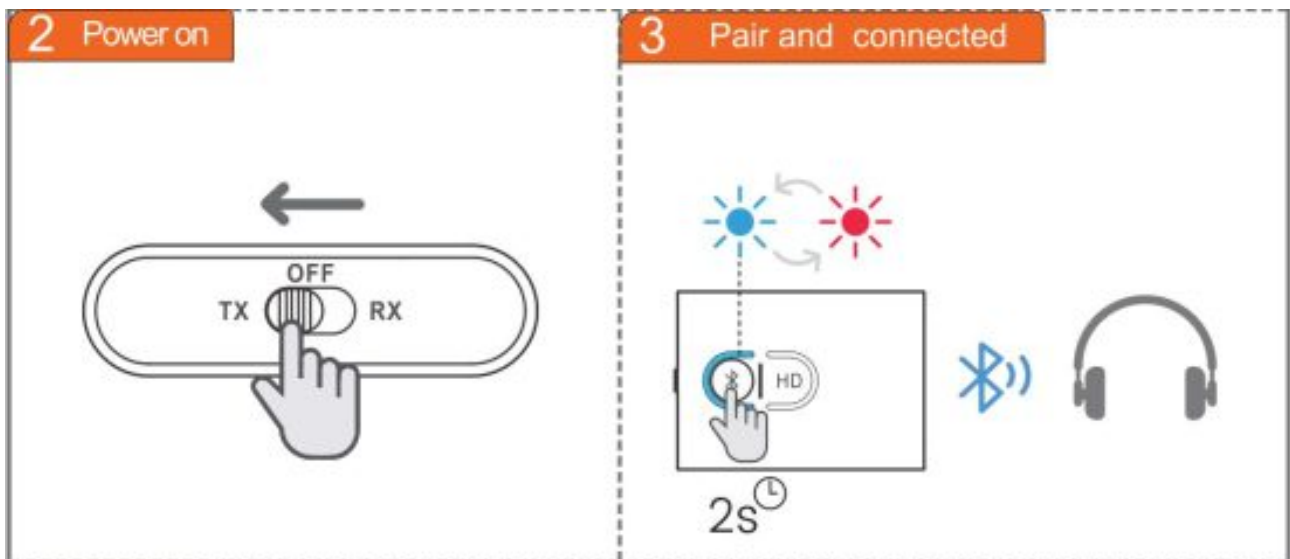
Product Overview



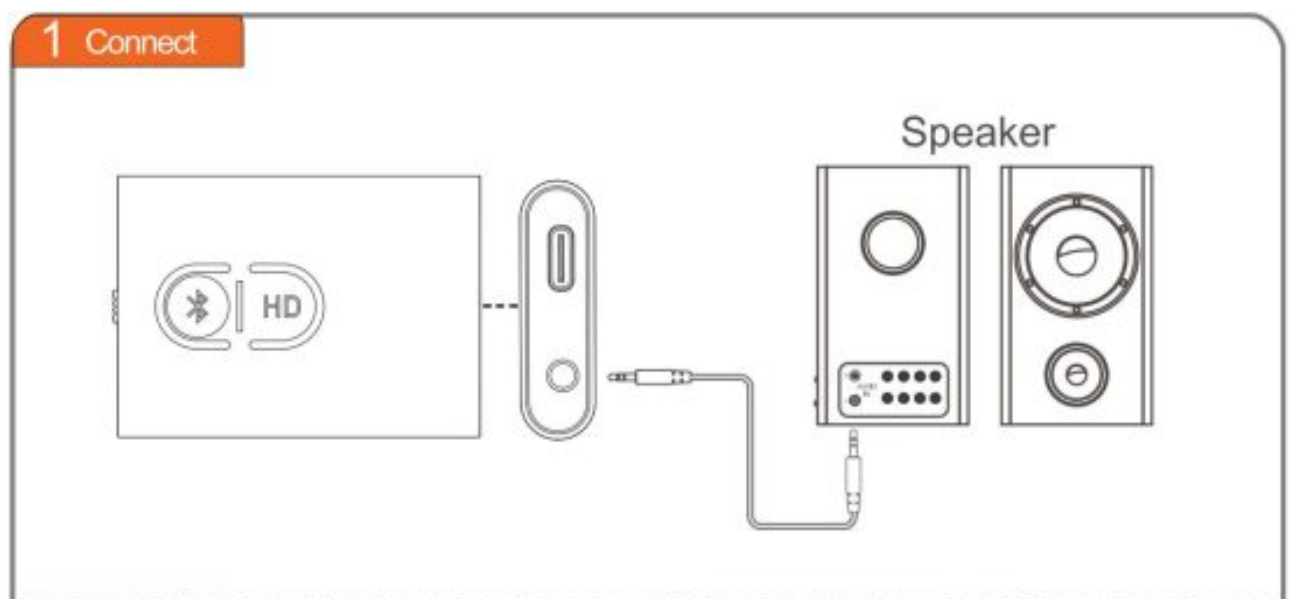
Button	Function	Operation
HD	aptX-HD codec mode	aptX high definition priority switching.
Bluetooth Symbol	Enter pairing mode	Hold this button for about 2 seconds.
TX	Transmitter mode	Slide to TX to enter transmitting mode
OFF	Power off	Slide to "OFF" to turn off the device
RX	Receiver mode	Slide to RX to enter receiving mode

TX Mode



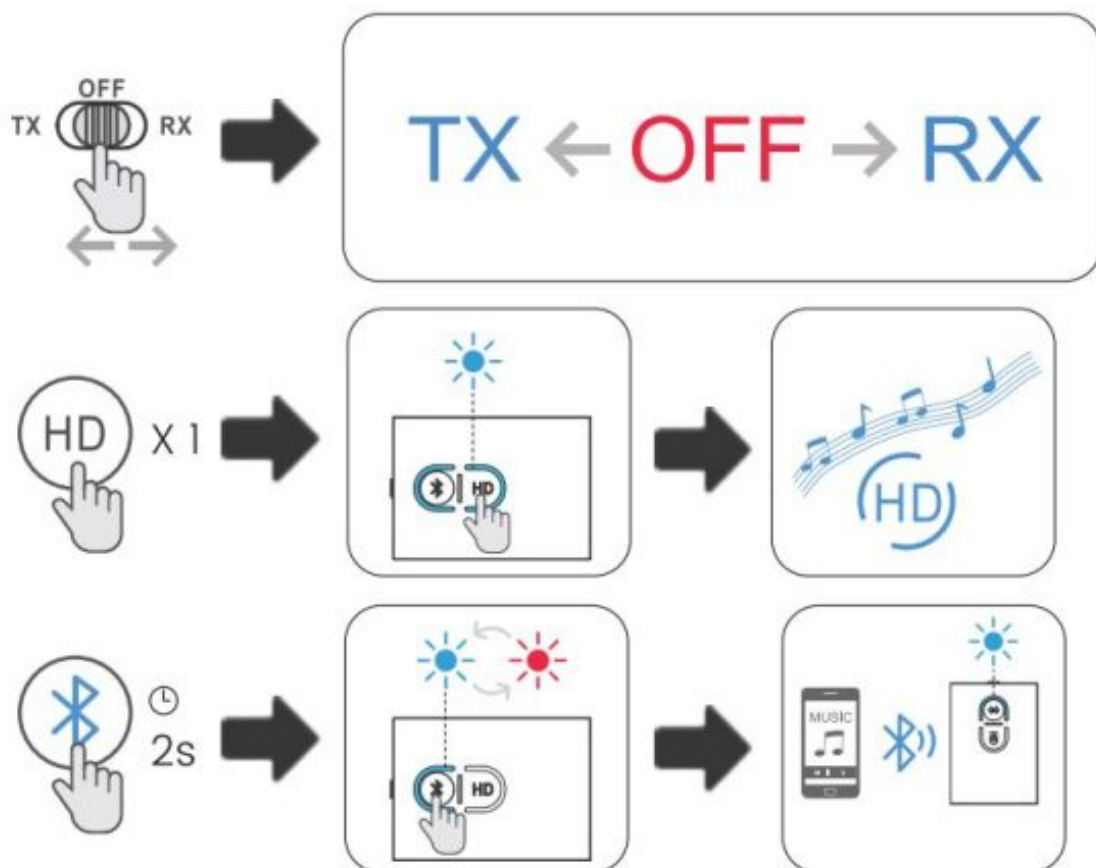


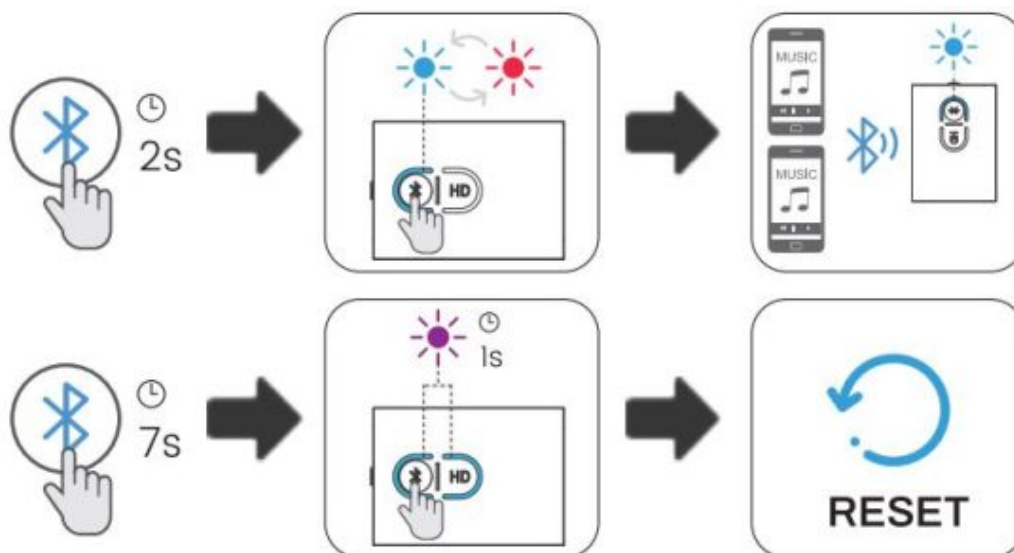
RX Mode





Control Functions





1. Connect ML300 to device with 3.5mm audio cable.
2. Slide mode switch to “TX / RT” side
3. Adapter will auto-enter pairing mode. Set your device to pairing mode. Wait, they will pair and connected.

- Pair with the second device
- Set second device to pairing mode.
- Set ML 300 to pairing mode again, hold the Bluetooth button for 2s until the LED flashes Blue and Red.
- Wait until connected.

Warnings

Warranty service is limited to normal use only.

Any man-made damages such as connecting to an unsuitable power source, using an unsuitable device, or not following the instructions, damages by misusing the product, careless use of the equipment, or improper installation, repairs and adjustments not approved by the company as well as damages that did not occur during shipping may cause the warranty to be ineffective immediately.

This warranty does not include shipping fees.

Disposal



Always dispose of the used appliance at a recycling centre.
Do not dispose the used appliance together with household waste.



Scan the code to get more information



1Mii Technologies Limited.

We hope you never have the need, but if you do,
our service is friendly and hassle-free.

support@lmii.com web: www.lmii.com


FCC ID: 2AUFR-RT239



MADE IN CHINA

Read More About This Manual & Download PDF:

Documents / Resources

	<p>1Mii ML300 Bluetooth Transmitter and Receiver [pdf] User Manual ML300, Bluetooth Transmitter and Receiver, ML300 Bluetooth Transmitter and Receiver, Transmitter and Receiver, Receiver</p>
---	---